



ENGINEERING STUDENT SUCCESS CENTER

Download the data at <https://ess.unm.edu/resources/academic-support.html>

- *ESS Presentations – Basic Excel Data Sets – BOTH Excel & Text files*

Basic Excel

PRESENTERS:

YADÉEH SAWYER, PHD (*SHE, HER, ELLA*)

Please sign in: https://forms.unm.edu/forms/sign_in

NM ENGINEERING STUDENT SUCCESS CENTER

WE OFFER:

Tutoring
Scholarships and fellowships
Engineering tours
Jobs and internships
Networking events
Mentoring and undergraduate research
Academic success workshops
K-12 opportunities
...and more!...



CONTACT US TODAY!

ess@unm.edu

(505) 277-4354

Centennial Engineering Center, Suit 2080

ess.unm.edu

Reminder

Unit 1: The Basics

Unit 2: Basic equations with Data

Unit 3: Graphing

Unit 1: The Basics

Entering Data

Freezing Panes

Filtering

Sorting

Formatting Cells

Entering Data (Text to Columns)

On the ESS Website

Download the Data Sets:

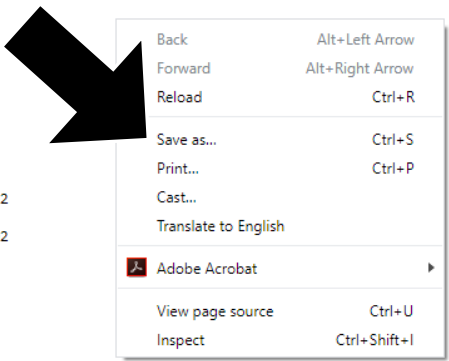
- Text File

https://ess.unm.edu/events/pasteventfiles/basicexcel_data_text.txt


- Excel File


https://ess.unm.edu/events/pasteventfiles/basicexcel_data_excel.xlsx

44,8,2,12.5,4.5,10.5,63,32,140
17,5,2,11.5,5,15,52.5,28,76
23,11,1,12,6.5,19,50,38,148
10,10,1,9.5,4.5,16,40,26,65
177,9,1,16,9.5,30,72,48,436
21,9,1,13,6,19,59,30,120
70,10,1,15.5,7,28,76.5,55,446
10,10,1,11,5,17,49,29,94
21,9,1,14.5,5,20,61,34,150
16,4,1,10,4,15.5,48,26,60
58,10,1,15.5,7,28,70.5,50,365
81,9,1,15.5,8,31,72,54,416
45,9,1,13.5,7,24,64,39,204
33,9,1,13.5,6,22,66.5,34,154
17,5,1,11.5,5,17,53,30.5,114
35,11,1,13.5,8.5,23,63.5,44,212
115,7,1,17,10,31.5,72,49,348
58,10,2,13.5,6.5,21.5,63,40,202
9,9,2,9,4.5,12,36,19,26
68,8,1,16,9,29,73,44,332
57,9,2,13.5,7,20,64,38,204
17,5,2,11,4.5,13,46,23,48
34,10,1,14,5.5,24,65,39,202
11,11,1,11.5,6,16.5,48,31,79
55,7,1,16.5,9,28,67.5,45,344
21,9,1,13,5,17,54,28,90
34,10,1,13,7,21,59,35,150
83,11,2,14,5,7,23,61.5,44,236
81,9,2,13,5,20,61,33,132
45,9,2,13,6.5,21,60,34.5,182
32,8,1,13,8,21.5,59,33,166
57,9,2,13,5.5,17.5,60.5,31,116
82,10,2,13.5,6.5,28,64,48,356
53,5,2,12.5,6,18,58,31,144
8,8,2,10,4.5,10,43.5,24,29
11,11,2,9,5,15,46,27,62
70,10,2,14,5,6.5,26,65,48,316
16,4,1,10,5,15,41,26,64
104,8,2,15.5,6.5,22,62,35,166
10,10,1,11.5,5,17,47,29.5,86
34,10,1,16,5,6.5,27,72,44.5,270
18,6,1,12.5,8.5,18,57.3,32.8,140
19,7,1,11,5,5,16,53,26,80
20,8,2,11.5,5,17.5,52,29,105
56,7,1,15,7.5,26.5,73.5,41,262
32,8,1,14,5,21.5,67,37,180
45,9,1,16,6,24,63,42,220
100,4,2,13,7,21,70,41,220
51,4,1,13.5,8,27,68.5,49,360
83,11,1,15.5,8,30.5,75,54,514
57,9,2,12.5,5,19,57.5,32,125



- 1. Right Click
- 2. Save As

 To right click on a mac: click the track pad with 2 fingers



1. Highlight all the data (Ctrl+A)
2. Copy the data (Ctrl+C)



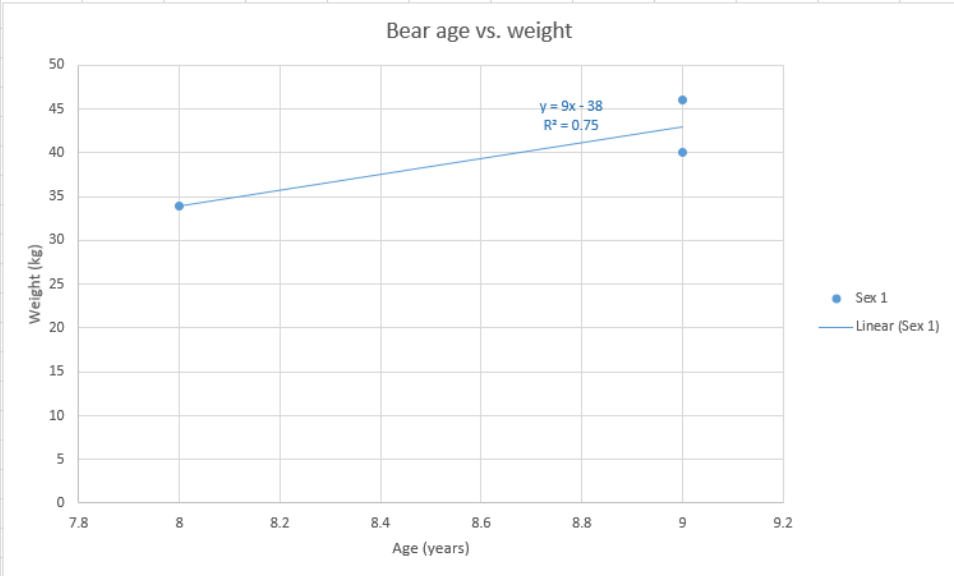
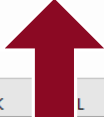
To right click on a mac: click the track pad with 2 fingers


PROTECTED VIEW Be careful—files from the Internet can contain viruses. Unless you need to edit, it's safer to stay in Protected View.

Enable Editing

A1 : X ✓ fx AGE

| | A | B | C | D | E | F | G | H | I | J | K | L | M | N | O | P | Q | R | S | T | U | V | W | X | Y | Z | AA | AB |
|---|-----|-------|-----|---------|---------|------|--------|-------|--------|---|---|---|---|---|---|---|---|---|---|---|---|---|---|---|---|---|----|----|
| 1 | AGE | MONTH | SEX | HEADLEN | HEADWTH | NECK | LENGTH | CHEST | WEIGHT | | | | | | | | | | | | | | | | | | | |
| 2 | 8 | 8 | 1 | 9 | 4.5 | 13 | 37 | 19 | 34 | | | | | | | | | | | | | | | | | | | |
| 3 | 9 | 9 | 1 | 10 | 4 | 13 | 40 | 23 | 40 | | | | | | | | | | | | | | | | | | | |
| 4 | 9 | 9 | 1 | 10 | 4 | 13.5 | 43 | 23 | 46 | | | | | | | | | | | | | | | | | | | |





```
ESS_BasicExcel_Data_F2019 - Notepad
File Edit Format View Help
58,10,1,15.5,7,28,70.5,50,365
81,9,1,15.5,8,31,72,54,416
45,9,1,13.5,7,24,64,39,204
33,9,1,13.5,6,22,66.5,34,154
17,5,1,11.5,5,17,53,30.5,114
35,11,1,13.5,8.5,23,63.5,44,212
115,7,1,17,10,31.5,72,49,348
58,10,2,13.5,6.5,21.5,63,40,202
9,9,2,9,4.5,12,36,19,26
68,8,1,16,9,29,73,44,332
57,9,2,13.5,7,20,64,38,204
17,5,2,11,4.5,13,46,23,48
34,10,1,14,5.5,24,65,39,202
11,11,1,11.5,6,16.5,48,31,79
55,7,1,16.5,9,28,67.5,45,344
21,9,1,13,5,17,54,28,90
34,10,1,13,7,21,59,35,150
83,11,2,14.5,7,23,61.5,44,236
81,9,2,13,5,20,61,33,132
45,9,2,13,6.5,21,60,34.5,182
32,8,1,13,8,21.5,59,33,166
57,9,2,13,5.5,17.5,60.5,31,116
82,10,2,13.5,6.5,28,64,48,356
53,5,2,12.5,6,18,58,31,144
8,8,2,10,4.5,10,43.5,24,29
11,11,2,9,5,15,46,27,62
70,10,2,14.5,6.5,26,65,48,316
16,4,1,10,5,15,41,26,64
104,8,2,15.5,6.5,22,62,35,166
10,10,1,11.5,5,17,47,29.5,86
34,10,1,16.5,6.5,27,72,44.5,270
18,6,1,12.5,8.5,18,57.3,32.8,140
19,7,1,11,5.5,16,53,26,80
20,8,2,11.5,5,17.5,52,29,105
56,7,1,15,7.5,26.5,73.5,41,262
32,8,1,14,5,21.5,67,37,180
45,9,1,16,6,24,63,42,220
100,4,2,13,7,21,70,41,220
51,4,1,13.5,8,27,68.5,49,360
83,11,1,15.5,8,30.5,75,54,514
57,9,2,12.5,5,19,57.5,32,125
Ln 51, Col 29 100% Windows (CRLF) UTF-8
```

Clipboard: Cut, Copy, Paste, Format Painter

Font: Century Gothic, 12, Bold, Italic, Underline, Text Color, Background Color

Alignment: Wrap Text, Merge & Center

Number: General, Currency, Percentage, Decimals, Fractions

Styles: Normal, Bad, Good, Neutral, Calculation, Check Cell, Explanatory, Followed Hy..., Hyperlink, Input

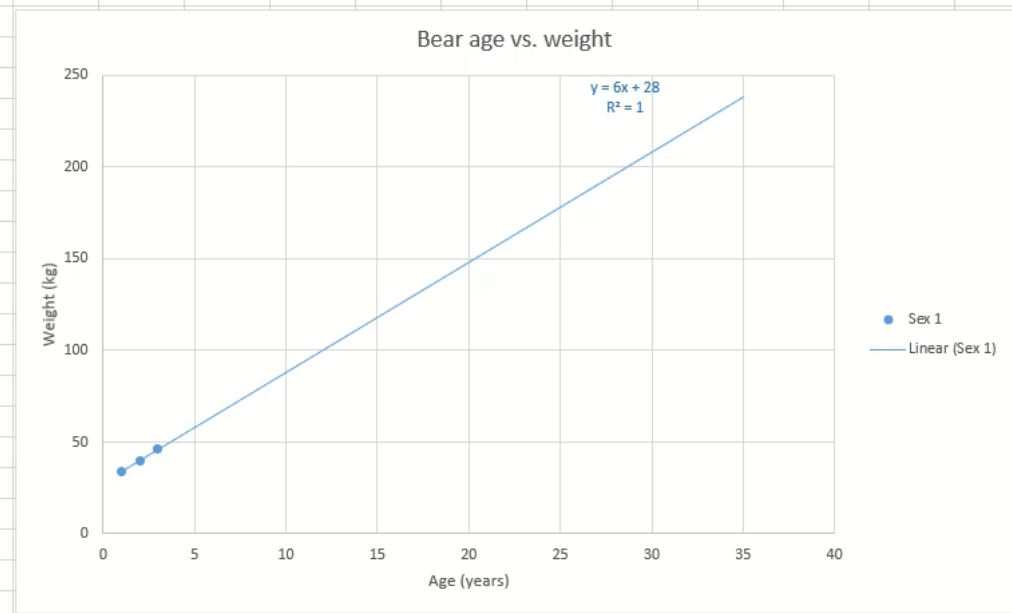
Cells: Insert, Delete, Format

Editing: AutoSum, Fill, Clear, Sort & Filter, Find & Select

A5

44,8,2,12.5,4.5,10.5,63,32,140

| AGE | MONTH | SEX | HEADLEN | HEADWTH | NECK | LENGTH | CHEST | WEIGHT |
|---------|-------------------------|-----|---------|---------|------|--------|-------|--------|
| 8 | 8 | 1 | 9 | 4.5 | 13 | 37 | 19 | 34 |
| 9 | 9 | 1 | 10 | 4 | 13 | 40 | 23 | 40 |
| 9 | 9 | 1 | 10 | 4 | 13.5 | 43 | 23 | 46 |
| 44,8,2 | 2.5,4.5,10.5,63,32,140 | | | | | | | |
| 17,5,2 | 1.5,5,15,52.5,28,76 | | | | | | | |
| 23,11,1 | 12,6.5,19,50,38,148 | | | | | | | |
| 10,10,1 | 9.5,4.5,16,40,26,65 | | | | | | | |
| 177,9,1 | 16,9.5,30,72,48,436 | | | | | | | |
| 21,9,1 | 3,6,19,59,30,120 | | | | | | | |
| 70,10,1 | 15.5,7,28,76.5,55,446 | | | | | | | |
| 10,10,1 | 11,5,17,49,29,94 | | | | | | | |
| 21,9,1 | 4.5,5.5,20,61,34,150 | | | | | | | |
| 16,4,1 | 0,4,15.5,48,26,60 | | | | | | | |
| 58,10,1 | 15.5,7,28,70.5,50,365 | | | | | | | |
| 81,9,1 | 5,5,8,31,72,54,416 | | | | | | | |
| 45,9,1 | 3,5,7,24,64,39,204 | | | | | | | |
| 33,9,1 | 3,5,6,22,66.5,34,154 | | | | | | | |
| 17,5,1 | 1,5,5,17,53,30.5,114 | | | | | | | |
| 35,11,1 | 13,5,8.5,23,63.5,44,212 | | | | | | | |
| 115,7,1 | 17,10,31.5,72,49,348 | | | | | | | |
| 58,10,2 | 13,5,6.5,21.5,63,40,202 | | | | | | | |
| 9,9,2,9 | 4,5,12,36,19,26 | | | | | | | |
| 68,8,1 | 6,9,29,73,44,332 | | | | | | | |
| 57,9,2 | 3,5,7,20,64,38,204 | | | | | | | |
| 17,5,2 | 1,4,5,13,46,23,48 | | | | | | | |
| 34,10,1 | 14,5,5,24,65,39,202 | | | | | | | |
| 11,11,1 | 11,5,6,16,5,48,31,79 | | | | | | | |
| 55,7,1 | 6,5,9,28,67,5,45,344 | | | | | | | |
| 21,9,1 | 3,5,17,54,28,90 | | | | | | | |
| 34,10,1 | 13,7,21,59,35,150 | | | | | | | |
| 83,11,2 | 14,5,7,23,61,5,44,236 | | | | | | | |



| AGE | MONTH | SEX | HEAD |
|---------------------------------|-------|-----|------|
| 8 | 8 | 1 | |
| 9 | 9 | 1 | |
| 9 | 9 | 1 | |
| 44,8,2,12,5,4,5,10,5,63,32,140 | | | |
| 17,5,2,11,5,5,15,52,5,28,76 | | | |
| 23,11,1,12,6,5,19,50,38,148 | | | |
| 10,10,1,9,5,4,5,16,40,26,65 | | | |
| 177,9,1,16,9,5,30,72,48,436 | | | |
| 21,9,1,13,6,19,59,30,120 | | | |
| 70,10,1,15,5,7,28,76,5,55,446 | | | |
| 10,10,1,11,5,17,49,29,94 | | | |
| 21,9,1,14,5,5,20,61,34,150 | | | |
| 16,4,1,10,4,15,5,48,26,60 | | | |
| 58,10,1,15,5,7,28,70,5,50,365 | | | |
| 81,9,1,15,5,8,31,72,54,416 | | | |
| 45,9,1,13,5,7,24,64,39,204 | | | |
| 33,9,1,13,5,6,22,66,5,34,154 | | | |
| 17,5,1,11,5,5,17,53,30,5,114 | | | |
| 35,11,1,13,5,8,5,23,63,5,44,212 | | | |
| 115,7,1,17,10,31,5,72,49,348 | | | |
| 58,10,2,13,5,6,5,21,5,63,40,202 | | | |
| 9,9,2,9,4,5,12,36,19,26 | | | |
| 68,8,1,16,9,29,73,44,332 | | | |
| 57,9,2,13,5,7,20,64,38,204 | | | |
| 17,5,2,11,4,5,13,46,23,48 | | | |
| 34,10,1,14,5,5,24,65,39,202 | | | |
| 11,11,1,11,5,6,16,5,48,31,79 | | | |
| 55,7,1,16,5,9,28,67,5,45,344 | | | |
| 21,9,1,13,5,17,54,28,90 | | | |
| 34,10,1,13,7,21,59,35,150 | | | |
| 83,11,2,14,5,7,23,61,5,44,236 | | | |

Convert Text to Columns Wizard - Step 1 of 3

The Text Wizard has determined that your data is Delimited.

If this is correct, choose Next, or choose the data type that best describes your data.

Original data type

Choose the file type that best describes your data:

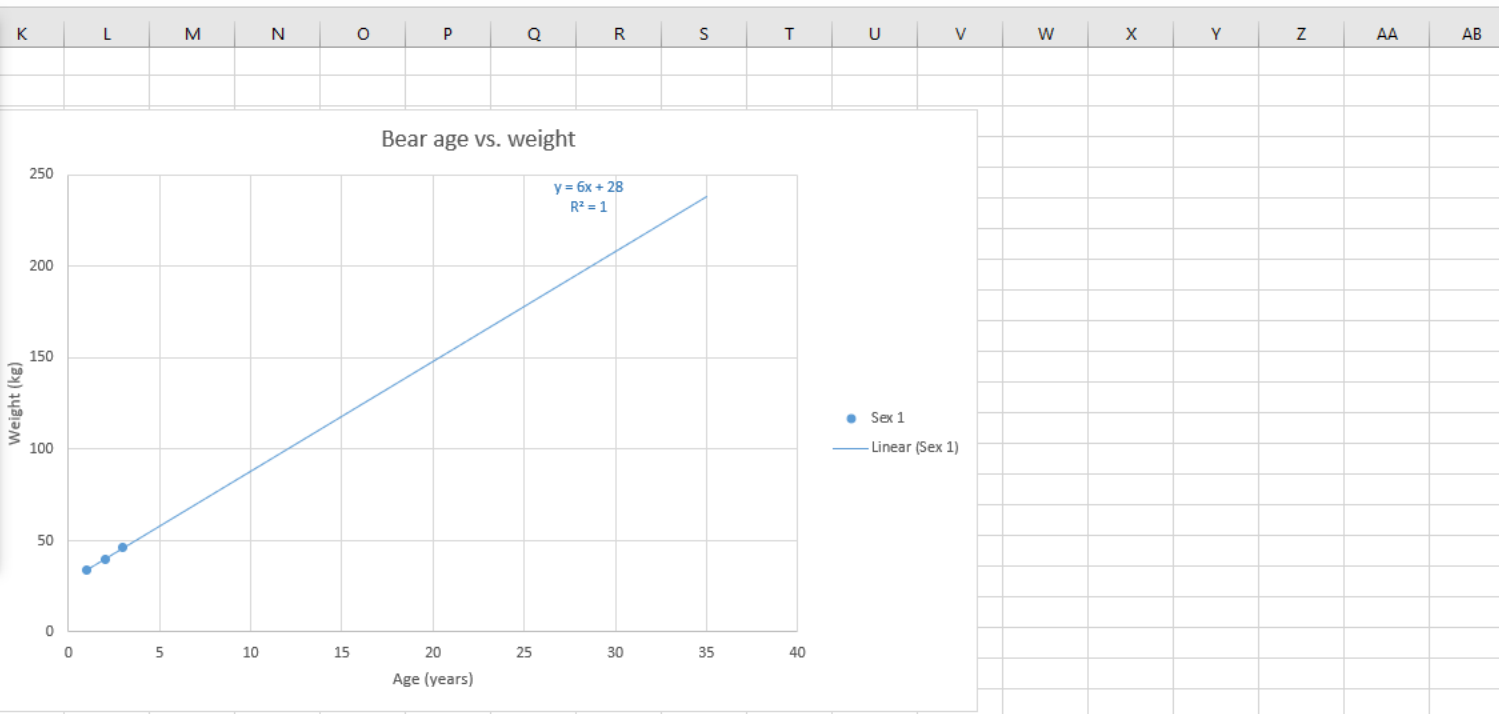
Delimited - Characters such as commas or tabs separate each field.

Fixed width - Fields are aligned in columns with spaces between each field.

Preview of selected data:

| | |
|---|--------------------------------|
| 5 | 44,8,2,12,5,4,5,10,5,63,32,140 |
| 6 | 17,5,2,11,5,5,15,52,5,28,76 |
| 7 | 23,11,1,12,6,5,19,50,38,148 |
| 8 | 10,10,1,9,5,4,5,16,40,26,65 |
| 9 | 177,9,1,16,9,5,30,72,48,436 |

Cancel < Back **Next >** Finish



1. Data>Text to Columns
2. Delimited
3. Next

A5 : X ✓ fx

44,8,2,12.5,4.5,10.5,63,32,140

| AGE | MONTH | SEX | HEAD |
|---------|-------------------------|-----|------|
| 8 | 8 | 1 | |
| 9 | 9 | 1 | |
| 9 | 9 | 1 | |
| 44,8,2 | 2.5,4.5,10.5,63,32,140 | | |
| 17,5,2 | 1.5,5,15,52.5,28,76 | | |
| 23,11,1 | 12,6.5,19,50,38,148 | | |
| 10,10,1 | 9.5,4.5,16,40,26,65 | | |
| 177,9,1 | 16,9.5,30,72,48,436 | | |
| 21,9,1 | 3,6,19,59,30,120 | | |
| 70,10,1 | 15.5,7,28,76.5,55,446 | | |
| 10,10,1 | 11,5,17,49,29,94 | | |
| 21,9,1 | 4.5,5.5,20,61,34,150 | | |
| 16,4,1 | 0,4,15.5,48,26,60 | | |
| 58,10,1 | 15.5,7,28,70.5,50,365 | | |
| 81,9,1 | 5.5,8,31,72,54,416 | | |
| 45,9,1 | 3.5,7,24,64,39,204 | | |
| 33,9,1 | 3.5,6,22,66.5,34,154 | | |
| 17,5,1 | 1.5,5,17,53,30.5,114 | | |
| 35,11,1 | 13.5,8.5,23,63.5,44,212 | | |
| 115,7,1 | 17,10,31.5,72,49,348 | | |
| 58,10,2 | 13.5,6.5,21.5,63,40,202 | | |
| 9,9,2,9 | 4.5,12,36,19,26 | | |
| 68,8,1 | 6,9,29,73,44,332 | | |
| 57,9,2 | 3.5,7,20,64,38,204 | | |
| 17,5,2 | 1,4.5,13,46,23,48 | | |
| 34,10,1 | 14,5.5,24,65,39,202 | | |
| 11,11,1 | 11.5,6,16.5,48,31,79 | | |
| 55,7,1 | 6.5,9,28,67.5,45,344 | | |
| 21,9,1 | 3,5,17,54,28,90 | | |
| 34,10,1 | 13,7,21,59,35,150 | | |
| 83,11,1 | 14.5,7,23,61.5,44,236 | | |

Convert Text to Columns Wizard - Step 1 of 3

The Text Wizard has determined that your data is Delimited.
If this is correct, choose Next, or choose the data type that best describes your data.

Original data type

Choose the file type that best describes your data:

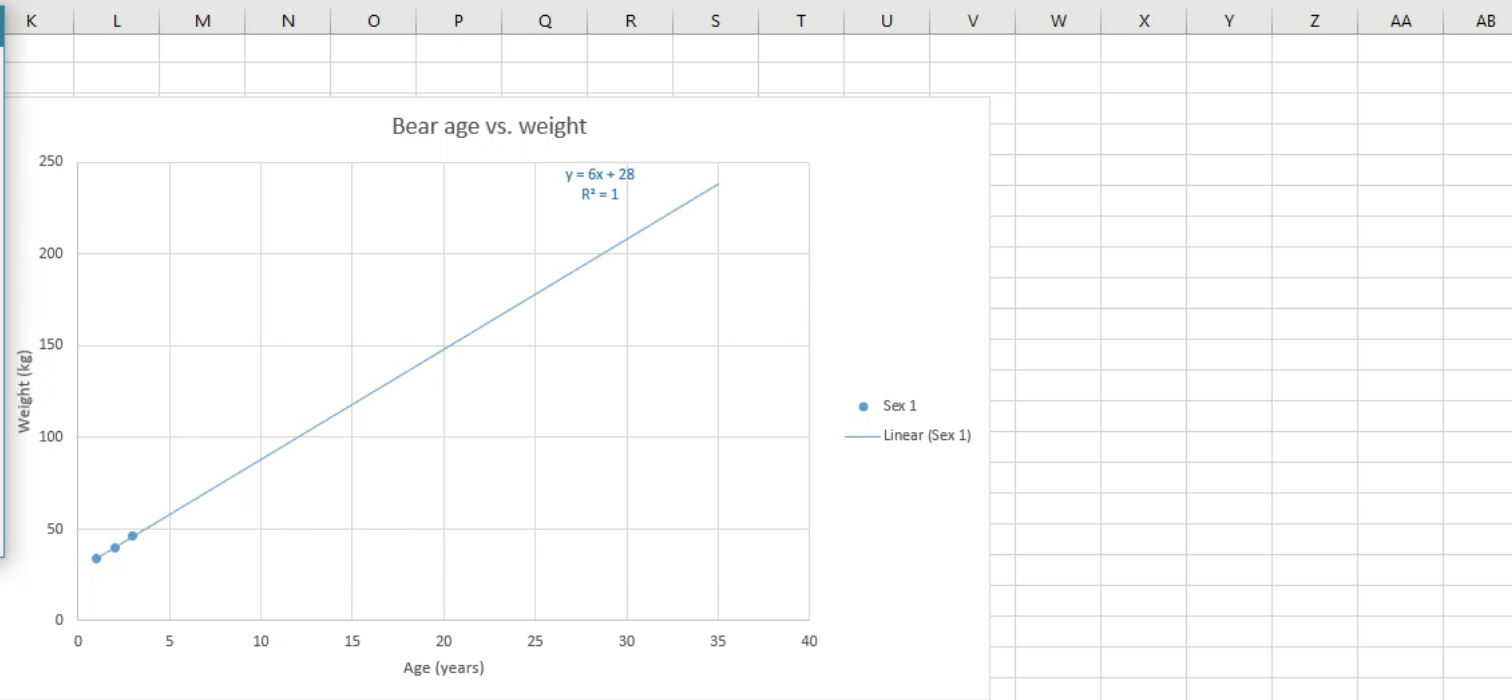
- Delimited - Characters such as commas or tabs separate each field.
- Fixed width - Fields are aligned in columns with spaces between each field.

Preview of selected data:

```

5 44,8,2,12.5,4.5,10.5,63,32,140
6 17,5,2,11.5,5,15,52.5,28,76
7 23,11,1,12,6.5,19,50,38,148
8 10,10,1,9.5,4.5,16,40,26,65
9 177,9,1,16,9.5,30,72,48,436
    
```

Buttons: Cancel, < Back, **Next >**, Finish



1. Comma
2. Finish

A5 44,8,2,12.5,4.5,10.5,63,32,140

| AGE | MONTH | SEX | HEAD |
|---------|-------------------------|-----|------|
| 8 | 8 | 1 | |
| 9 | 9 | | |
| 9 | 9 | | |
| 44,8,2 | 2,5,4,5,10,5,63,32 | | |
| 17,5,2 | 1,5,5,15,52,5,28,76 | | |
| 23,11,1 | 12,6,5,19,50,38,148 | | |
| 10,10,1 | 9,5,4,5,16,40,26,65 | | |
| 177,9,1 | 16,9,5,30,72,48,436 | | |
| 21,9,1 | 3,6,19,59,30,120 | | |
| 70,10,1 | 15,5,7,28,76,5,55,446 | | |
| 10,10,1 | 11,5,17,49,29,94 | | |
| 21,9,1 | 4,5,5,5,20,61,34,150 | | |
| 16,4,1 | 0,4,15,5,48,26,60 | | |
| 58,10,1 | 15,5,7,28,70,5,50,365 | | |
| 81,9,1 | 5,5,8,31,72,54,416 | | |
| 45,9,1 | 3,5,7,24,64,39,204 | | |
| 33,9,1 | 3,5,6,22,66,5,34,154 | | |
| 17,5,1 | 1,5,5,17,53,30,5,114 | | |
| 35,11,1 | 13,5,8,5,23,63,5,44,212 | | |
| 115,7,1 | 17,10,31,5,72,49,348 | | |
| 58,10,2 | 13,5,6,5,21,5,63,40,202 | | |
| 9,9,2,9 | 4,5,12,36,19,26 | | |
| 68,8,1 | 6,9,29,73,44,332 | | |
| 57,9,2 | 3,5,7,20,64,38,204 | | |
| 17,5,2 | 1,4,5,13,46,23,48 | | |
| 34,10,1 | 14,5,5,24,65,39,202 | | |
| 11,11,1 | 11,5,6,16,5,48,31,79 | | |
| 55,7,1 | 6,5,9,28,67,5,45,344 | | |
| 21,9,1 | 3,5,17,54,28,90 | | |
| 34,10,1 | 13,7,21,59,35,150 | | |
| 83,11,2 | 14,5,7,23,61,5,44,236 | | |

Convert Text to Columns Wizard - Step 2 of 3

This screen lets you set the delimiters your data contains. You can see how your text is affected in the preview below.

Delimiters

- Tab
- Semicolon
- Comma
- Space
- Other:

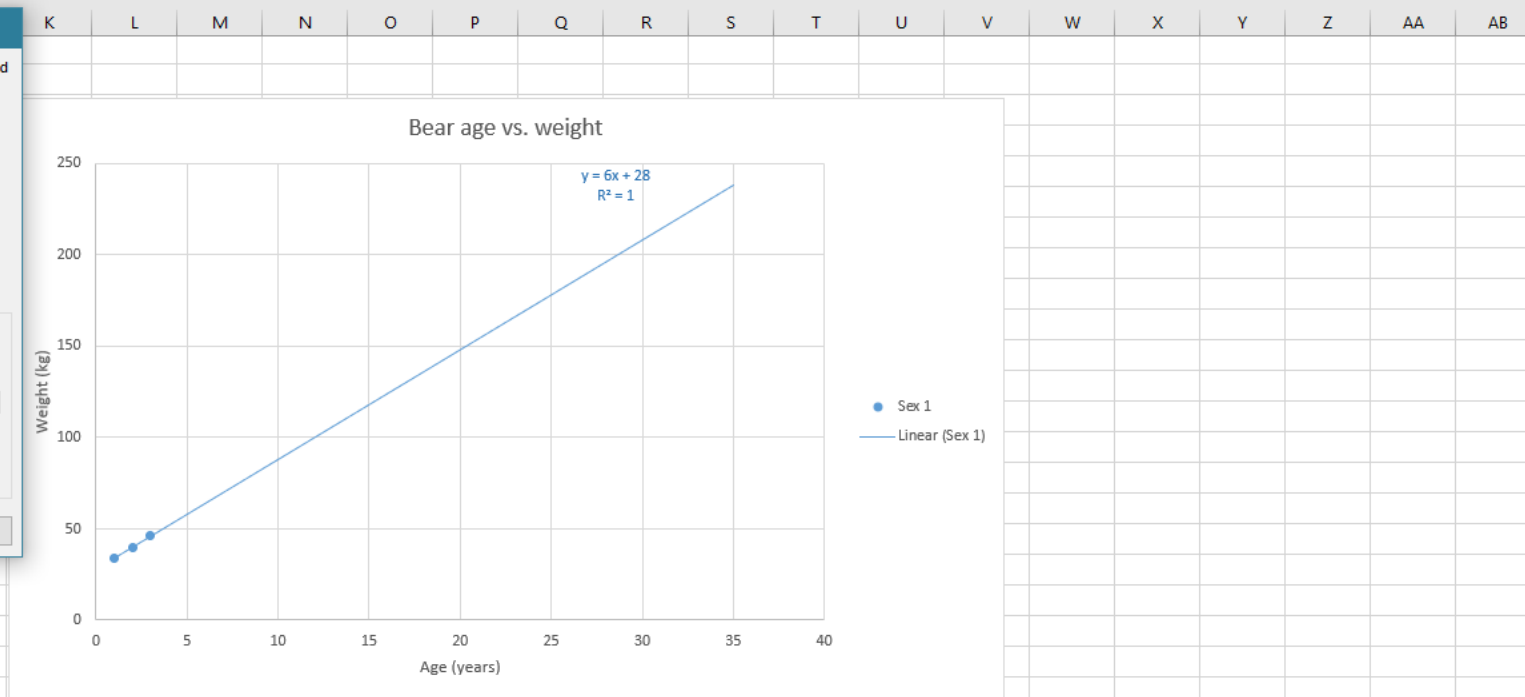
Treat consecutive delimiters as one

Text qualifier:

Data preview

| | | | | | | | | |
|-----|----|---|------|-----|------|------|----|-----|
| 44 | 8 | 2 | 12.5 | 4.5 | 10.5 | 63 | 32 | 140 |
| 17 | 5 | 2 | 11.5 | 5 | 15 | 52.5 | 28 | 76 |
| 23 | 11 | 1 | 12 | 6.5 | 19 | 50 | 38 | 148 |
| 10 | 10 | 1 | 9.5 | 4.5 | 16 | 40 | 26 | 65 |
| 177 | 9 | 1 | 16 | 9.5 | 30 | 72 | 48 | 436 |

Cancel < Back Next > Finish



1. Comma
2. Finish

A5 : 44,8,2,12.5,4.5,10.5,63,32,140

| AGE | MONTH | SEX | HEAD |
|---------------------------------|-------|-----|------|
| 8 | 8 | 1 | |
| 9 | 9 | 1 | |
| 9 | 9 | 1 | |
| 44,8,2,2.5,4.5,10.5,63,32,140 | | | |
| 17,5,2,1.5,5,15,52.5,28,76 | | | |
| 23,11,1,12,6.5,19,50,38,148 | | | |
| 10,10,1,9.5,4.5,16,40,26,65 | | | |
| 177,9,1,16,9.5,30,72,48,436 | | | |
| 21,9,1,3,6,19,59,30,120 | | | |
| 70,10,1,15,5,7,28,76.5,55,446 | | | |
| 10,10,1,11,5,17,49,29,94 | | | |
| 21,9,1,4.5,5.5,20,61,34,150 | | | |
| 16,4,1,0,4,15.5,48,26,60 | | | |
| 58,10,1,15.5,7,28,70.5,50,365 | | | |
| 81,9,1,5.5,8,31,72,54,416 | | | |
| 45,9,1,3.5,7,24,64,39,204 | | | |
| 33,9,1,3.5,6,22,66.5,34,154 | | | |
| 17,5,1,1.5,5,17,53,30.5,114 | | | |
| 35,11,1,13.5,8.5,23,63.5,44,212 | | | |
| 115,7,1,17,10,31.5,72,49,348 | | | |
| 58,10,2,13.5,6.5,21.5,63,40,202 | | | |
| 9,9,2,9,4.5,12,36,19,26 | | | |
| 68,8,1,6,9,29,73,44,332 | | | |
| 57,9,2,3.5,7,20,64,38,204 | | | |
| 17,5,2,1,4.5,13,46,23,48 | | | |
| 34,10,1,14,5.5,24,65,39,202 | | | |
| 11,11,1,11.5,6,16.5,48,31,79 | | | |
| 55,7,1,6.5,9,28,67.5,45,344 | | | |
| 21,9,1,3,5,17,54,28,90 | | | |
| 34,10,1,13,7,21,59,35,150 | | | |
| 83,11,1,14.5,7,23,61.5,44,236 | | | |

Convert Text to Columns Wizard - Step 2 of 3

This screen lets you set the delimiters your data contains. You can see how your text is affected in the preview below.

Delimiters

- Tab
- Semicolon
- Comma
- Space
- Other:

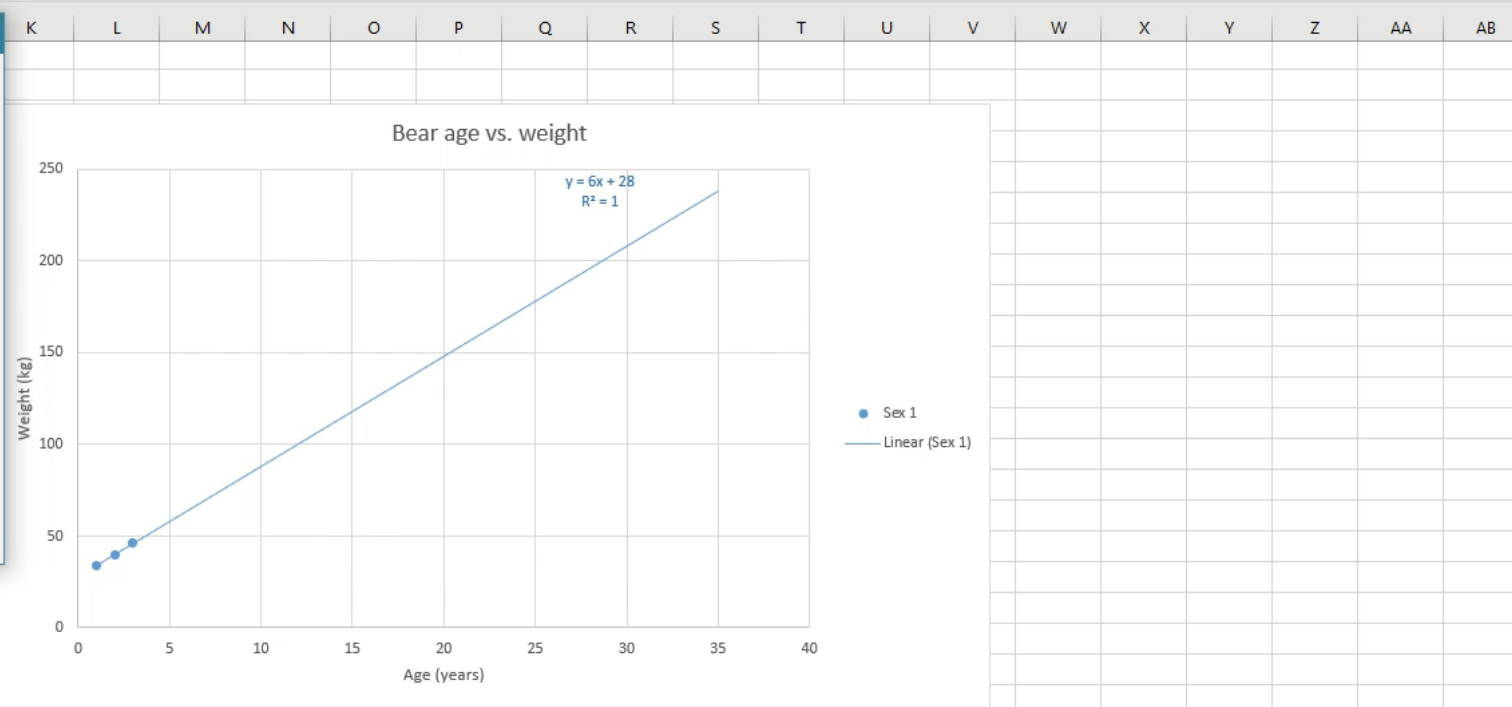
Treat consecutive delimiters as one

Text qualifier:

Data preview

| | | | | | | | | |
|-----|----|---|------|-----|------|------|----|-----|
| 44 | 8 | 0 | 12.5 | 4.5 | 10.5 | 63 | 32 | 140 |
| 17 | 5 | 0 | 11.5 | 5 | 15 | 52.5 | 28 | 76 |
| 23 | 11 | 1 | 12 | 6.5 | 19 | 50 | 38 | 148 |
| 10 | 10 | 1 | 9.5 | 4.5 | 16 | 40 | 26 | 65 |
| 177 | 9 | 1 | 16 | 9.5 | 30 | 72 | 48 | 436 |

Cancel < Back **Next >** Finish



Click any cell to de-select the column

Freezing Panes

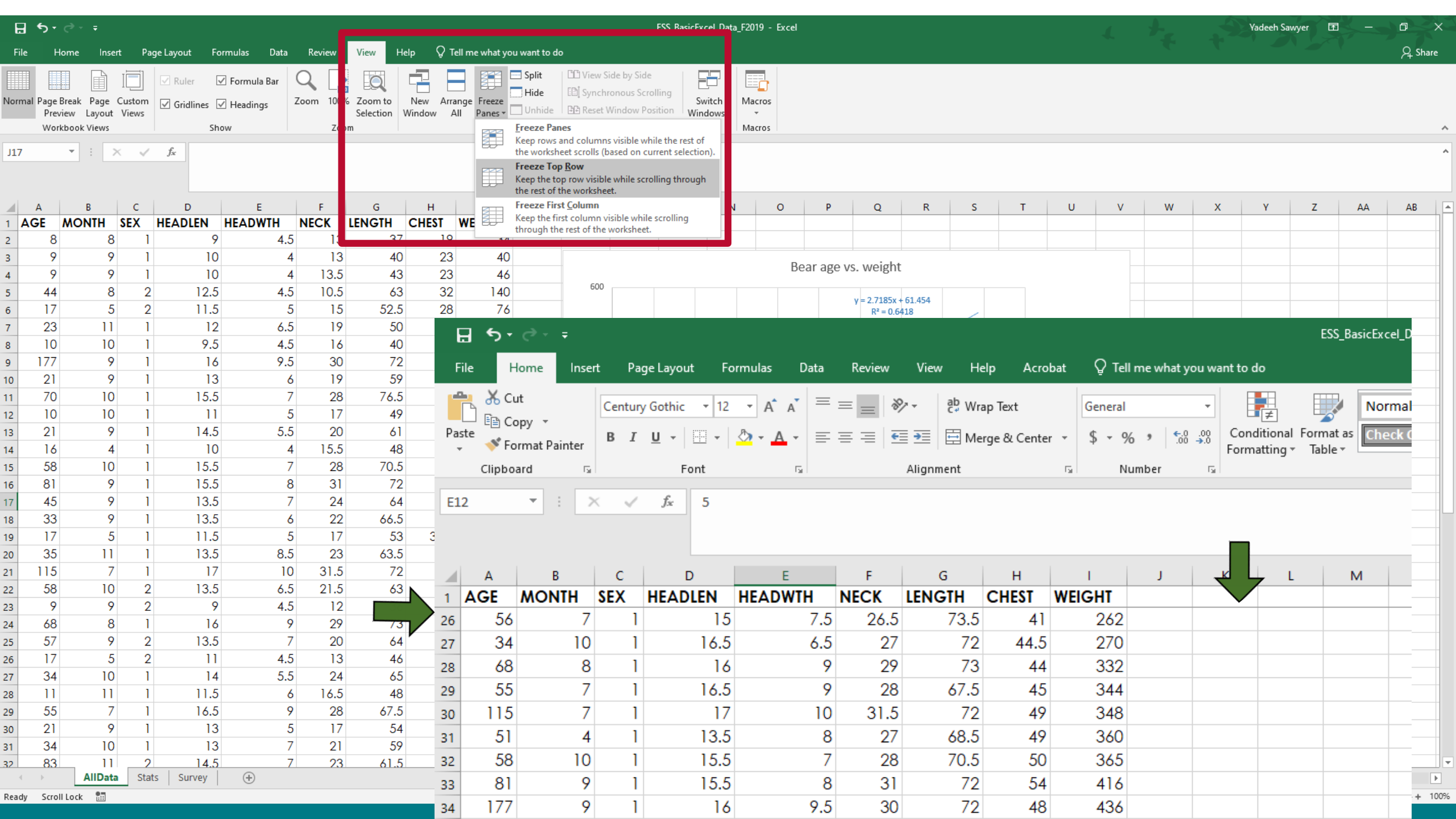
File Home Insert Page Layout Formulas **Data** Review View Help Tell me what you want to do

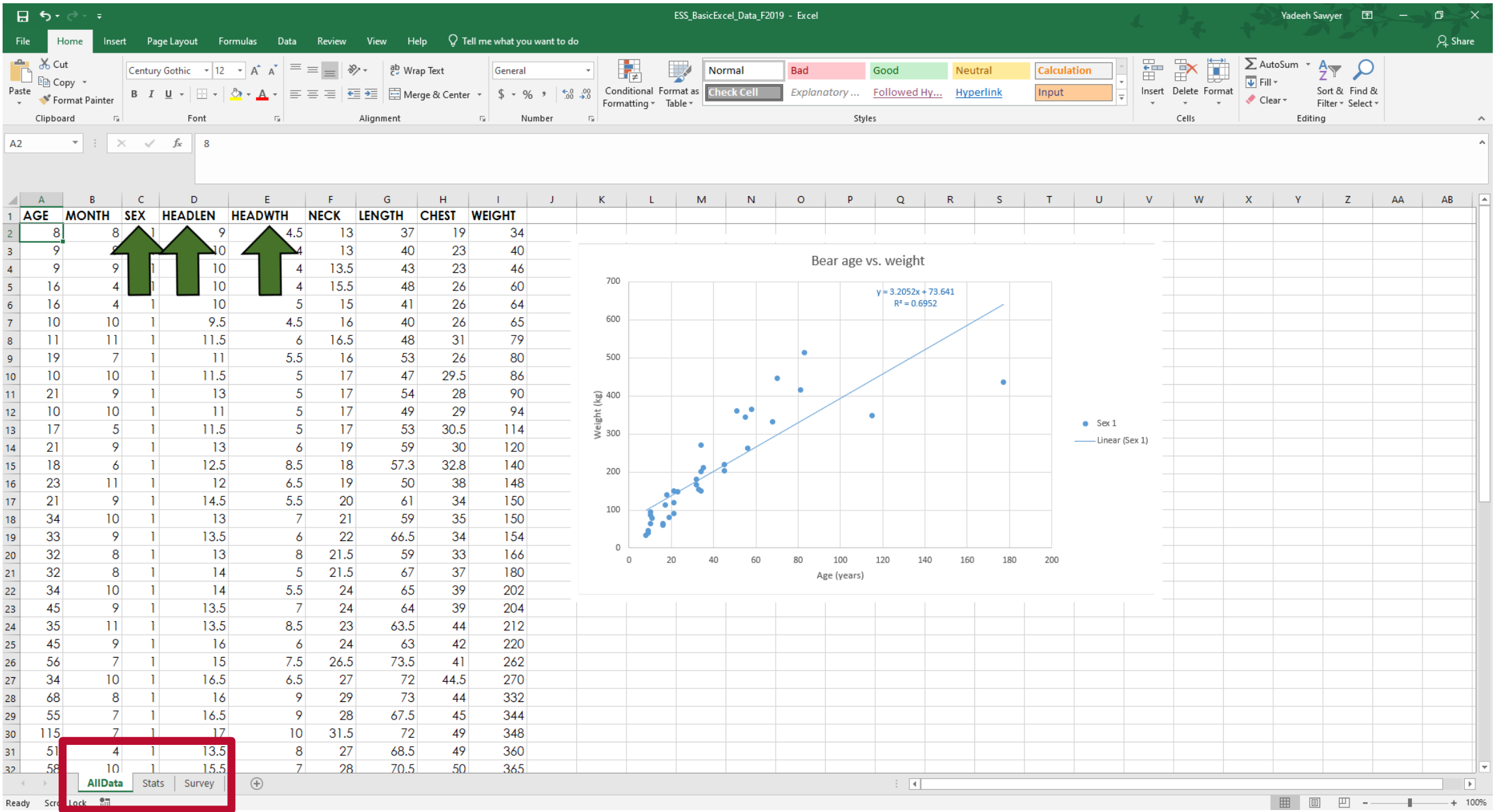
Get Data From Text/CSV From Web From Table/Range Recent Sources Existing Connections Refresh All Queries & Connections Properties Edit Links Sort Filter Clear Reapply Advanced Text to Columns Flash Fill Remove Duplicates Data Validation Consolidate Relationships Manage Data Model What-If Analysis Forecast Sheet Group Ungroup Subtotal Show Detail Hide Detail Outline

J17

| | A | B | C | D | E | F | G | H | I | J | K | L | M | N | O | P | Q | R | S | T | U | V | W | X | Y | Z | AA | AB | |
|----|-----|----|---|------|-----|------|------|------|-----|---|---|---|---|---|---|---|---|---|---|---|---|---|---|---|---|---|----|----|--|
| 31 | 34 | 10 | 1 | 13 | 7 | 21 | 59 | 35 | 150 | | | | | | | | | | | | | | | | | | | | |
| 32 | 83 | 11 | 2 | 14.5 | 7 | 23 | 61.5 | 44 | 236 | | | | | | | | | | | | | | | | | | | | |
| 33 | 81 | 9 | 2 | 13 | 5 | 20 | 61 | 33 | 132 | | | | | | | | | | | | | | | | | | | | |
| 34 | 45 | 9 | 2 | 13 | 6.5 | 21 | 60 | 34.5 | 182 | | | | | | | | | | | | | | | | | | | | |
| 35 | 32 | 8 | 1 | 13 | 8 | 21.5 | 59 | 33 | 166 | | | | | | | | | | | | | | | | | | | | |
| 36 | 57 | 9 | 2 | 13 | 5.5 | 17.5 | 60.5 | 31 | 116 | | | | | | | | | | | | | | | | | | | | |
| 37 | 82 | 10 | 2 | 13.5 | 6.5 | 28 | 64 | 48 | 356 | | | | | | | | | | | | | | | | | | | | |
| 38 | 53 | 5 | 2 | 12.5 | 6 | 18 | 58 | 31 | 144 | | | | | | | | | | | | | | | | | | | | |
| 39 | 8 | 8 | 2 | 10 | 4.5 | 10 | 43.5 | 24 | 29 | | | | | | | | | | | | | | | | | | | | |
| 40 | 11 | 11 | 2 | 9 | 5 | 15 | 46 | 27 | 62 | | | | | | | | | | | | | | | | | | | | |
| 41 | 70 | 10 | 2 | 14.5 | 6.5 | 26 | 65 | 48 | 316 | | | | | | | | | | | | | | | | | | | | |
| 42 | 16 | 4 | 1 | 10 | 5 | 15 | 41 | 26 | 64 | | | | | | | | | | | | | | | | | | | | |
| 43 | 104 | 8 | 2 | 15.5 | 6.5 | 22 | 62 | 35 | 166 | | | | | | | | | | | | | | | | | | | | |
| 44 | 10 | 10 | 1 | 11.5 | 5 | 17 | 47 | 29.5 | 86 | | | | | | | | | | | | | | | | | | | | |
| 45 | 34 | 10 | 1 | 16.5 | 6.5 | 27 | 72 | 44.5 | 270 | | | | | | | | | | | | | | | | | | | | |
| 46 | 18 | 6 | 1 | 12.5 | 8.5 | 18 | 57.3 | 32.8 | 140 | | | | | | | | | | | | | | | | | | | | |
| 47 | 19 | 7 | 1 | 11 | 5.5 | 16 | 53 | 26 | 80 | | | | | | | | | | | | | | | | | | | | |
| 48 | 20 | 8 | 2 | 11.5 | 5 | 17.5 | 52 | 29 | 105 | | | | | | | | | | | | | | | | | | | | |
| 49 | 56 | 7 | 1 | 15 | 7.5 | 26.5 | 73.5 | 41 | 262 | | | | | | | | | | | | | | | | | | | | |
| 50 | 32 | 8 | 1 | 14 | 5 | 21.5 | 67 | 37 | 180 | | | | | | | | | | | | | | | | | | | | |
| 51 | 45 | 9 | 1 | 16 | 6 | 24 | 63 | 42 | 220 | | | | | | | | | | | | | | | | | | | | |
| 52 | 100 | 4 | 2 | 13 | 7 | 21 | 70 | 41 | 220 | | | | | | | | | | | | | | | | | | | | |
| 53 | 51 | 4 | 1 | 13.5 | 8 | 27 | 68.5 | 49 | 360 | | | | | | | | | | | | | | | | | | | | |
| 54 | 83 | 11 | 1 | 15.5 | 8 | 30.5 | 75 | 54 | 514 | | | | | | | | | | | | | | | | | | | | |
| 55 | 57 | 9 | 2 | 12.5 | 5 | 19 | 57.5 | 32 | 125 | | | | | | | | | | | | | | | | | | | | |
| 56 | | | | | | | | | | | | | | | | | | | | | | | | | | | | | |
| 57 | | | | | | | | | | | | | | | | | | | | | | | | | | | | | |
| 58 | | | | | | | | | | | | | | | | | | | | | | | | | | | | | |
| 59 | | | | | | | | | | | | | | | | | | | | | | | | | | | | | |
| 60 | | | | | | | | | | | | | | | | | | | | | | | | | | | | | |
| 61 | | | | | | | | | | | | | | | | | | | | | | | | | | | | | |
| 62 | | | | | | | | | | | | | | | | | | | | | | | | | | | | | |

 **Layout tab > Freeze panes symbol (far right hand side)**





The Data

Filtering

File Home Insert Page Layout Formulas Data Review View Help Tell me what you want to do

Normal Page Break Preview Page Layout Custom Views Workbook Views

Ruler Formula Bar Gridlines Headings

Zoom 100% Zoom to Selection

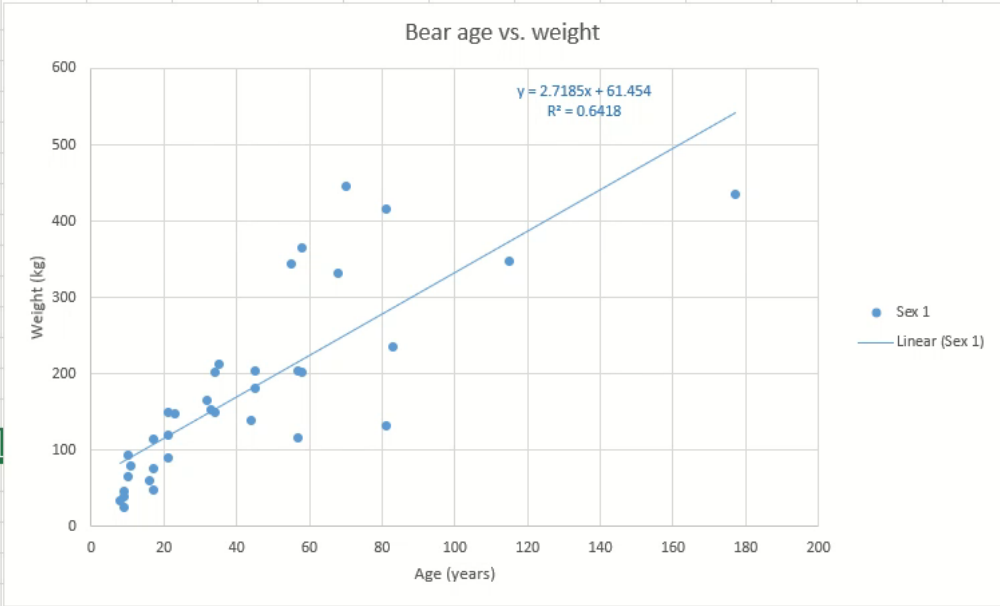
New Window Arrange All Freeze Panes Split Hide Unhide

View Side by Side Synchronous Scrolling Reset Window Position

Switch Windows Macros

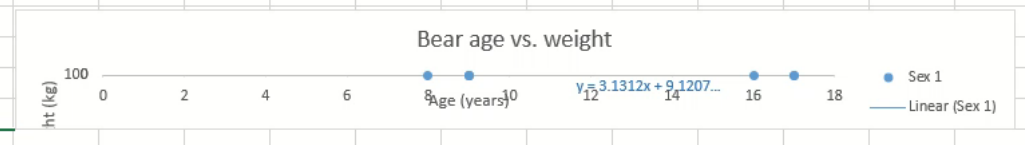
J17

| | AGE | MONTH | SEX | HEADLEN | HEADWTH | NECK | LENGTH | CHEST | WEIGHT |
|----|-----|-------|-----|---------|---------|------|--------|-------|--------|
| 2 | 8 | 8 | 1 | 9 | 4.5 | 13 | 37 | 19 | 34 |
| 3 | 9 | 9 | 1 | 10 | 4 | 13 | 40 | 23 | 40 |
| 4 | 9 | 9 | 1 | 10 | 4 | 13.5 | 43 | 23 | 46 |
| 5 | 44 | 8 | 2 | 12.5 | 4.5 | 10.5 | 63 | 32 | 140 |
| 6 | 17 | 5 | 2 | 11.5 | 5 | 15 | 52.5 | 28 | 76 |
| 7 | 23 | 11 | 1 | 12 | 6.5 | 19 | 50 | 38 | 148 |
| 8 | 10 | 10 | 1 | 9.5 | 4.5 | 16 | 40 | 26 | 65 |
| 9 | 177 | 9 | 1 | 16 | 9.5 | 30 | 72 | 48 | 436 |
| 10 | 21 | 9 | 1 | 13 | 6 | 19 | 59 | 30 | 120 |
| 11 | 70 | 10 | 1 | 15.5 | 7 | 28 | 76.5 | 55 | 446 |
| 12 | 10 | 10 | 1 | 11 | 5 | 17 | 49 | 29 | 94 |
| 13 | 21 | 9 | 1 | 14.5 | 5.5 | 20 | 61 | 34 | 150 |
| 14 | 16 | 4 | 1 | 10 | 4 | 15.5 | 48 | 26 | 60 |
| 15 | 58 | 10 | 1 | 15.5 | 7 | 28 | 70.5 | 50 | 365 |
| 16 | 81 | 9 | 1 | 15.5 | 8 | 31 | 72 | 54 | 416 |
| 17 | 45 | 9 | 1 | 13.5 | 7 | 24 | 64 | 39 | 204 |
| 18 | 33 | 9 | 1 | 13.5 | 6 | 22 | 66.5 | 34 | 154 |
| 19 | 17 | 5 | 1 | 11.5 | 5 | 17 | 53 | 30.5 | 114 |
| 20 | 35 | 11 | 1 | 13.5 | 8.5 | 23 | 63.5 | 44 | 212 |
| 21 | 115 | 7 | 1 | 17 | 10 | 31.5 | 72 | 49 | 348 |
| 22 | 58 | 10 | 2 | 13.5 | 6.5 | 21.5 | 63 | 40 | 202 |
| 23 | 9 | 9 | 2 | 9 | 4.5 | 12 | 36 | 19 | 26 |
| 24 | 68 | 8 | 1 | 16 | 9 | 29 | 73 | 44 | 332 |
| 25 | 57 | 9 | 2 | 13.5 | 7 | 20 | 64 | 38 | 204 |
| 26 | 17 | 5 | 2 | 11 | 4.5 | 13 | 46 | 23 | 48 |
| 27 | 34 | 10 | 1 | 14 | 5.5 | 24 | 65 | 39 | 202 |
| 28 | 11 | 11 | 1 | 11.5 | 6 | 16.5 | 48 | 31 | 79 |
| 29 | 55 | 7 | 1 | 16.5 | 9 | 28 | 67.5 | 45 | 344 |
| 30 | 21 | 9 | 1 | 13 | 5 | 17 | 54 | 28 | 90 |
| 31 | 34 | 10 | 1 | 13 | 7 | 21 | 59 | 35 | 150 |
| 32 | 83 | 11 | 2 | 14.5 | 7 | 23 | 61.5 | 44 | 236 |



How many bears have a neck size between 12 and 15.5?

| AGE | MONTH | SEX | HEADLEN | HEADWTH | NECK | LENGTH | CHEST | WEIGHT |
|-----|-------|-----|---------|---------|------|--------|-------|--------|
| 8 | 8 | 1 | 9 | 4.5 | 13 | 37 | 38 | 34 |
| 9 | 9 | 1 | 10 | 4 | 13 | 40 | 38 | 40 |
| 9 | 9 | 1 | 10 | 4 | 13 | 43 | 38 | 46 |
| 17 | 5 | 2 | 11.5 | 5 | 13 | 52.5 | 38 | 76 |
| 16 | 4 | 1 | 10 | 4 | 15.5 | 48 | 26 | 60 |
| 9 | 2 | 9 | 9 | 4.5 | 12 | 36 | 19 | 26 |
| 5 | 2 | 11 | 11 | 4.5 | 13 | 46 | 23 | 48 |
| 11 | 11 | 2 | 9 | 5 | 15 | 46 | 27 | 62 |
| 16 | 4 | 1 | 10 | 5 | 15 | 41 | 26 | 64 |



How many sex 1 bears have head length equal or greater than 15?

Sorting

ESS_BasicExcel_Data_F2019 - Excel

File Home Insert Page Layout Formulas **Data** Review View Help Tell me what you want to do

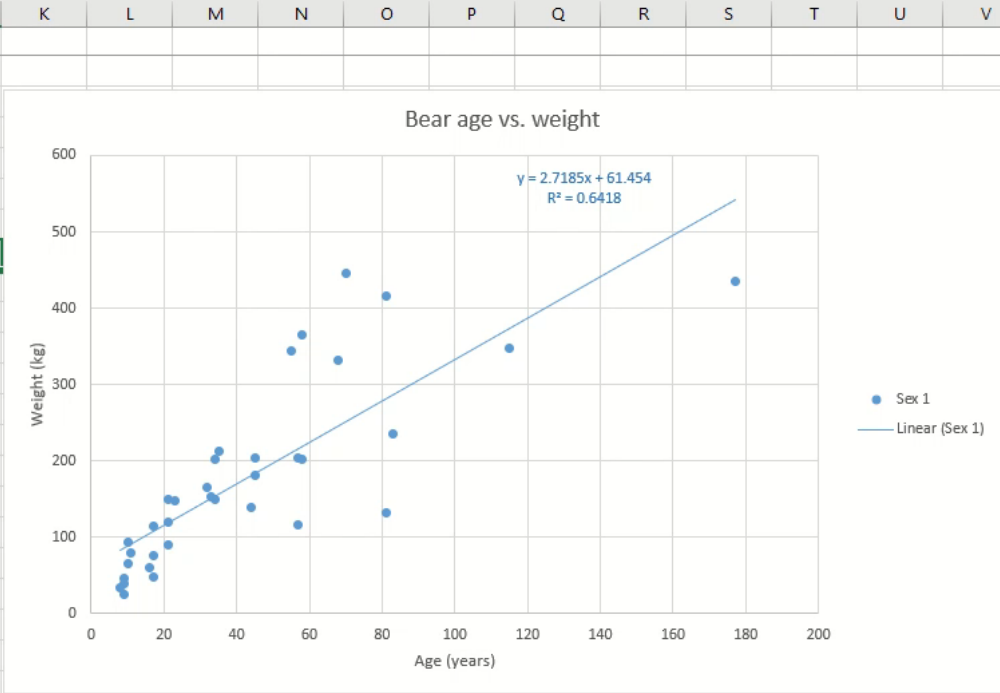
Get Data From Text/CSV From Web From Table/Range Recent Sources Existing Connections Refresh All Properties Edit Links Queries & Connections

Sort Filter Clear Reapply Advanced Text to Columns Flash Fill Remove Duplicates Data Validation Consolidate Relationships Manage Data Model What-If Analysis Forecast Sheet Group Ungroup Subtotal Show Detail Hide Detail

Sort & Filter

J8

| AGE | MONTH | SEX | HEADLEN | HEADWTH | ECK | LENGTH | CHEST | WEIGHT |
|-----|-------|-----|---------|---------|------|--------|-------|--------|
| 8 | 3 | 1 | 9 | 4.5 | 13 | 37 | 19 | 34 |
| 9 | 1 | 1 | 10 | 4 | 13 | 40 | 23 | 42 |
| 9 | 9 | 1 | 10 | 4 | 13.5 | 43 | 23 | 41 |
| 44 | 8 | 1 | 12.5 | 4.5 | 10.5 | 63 | 32 | 145 |
| 17 | 5 | 2 | 11.5 | 5 | 15 | 52.5 | 28 | 76 |
| 23 | 1 | 1 | 12 | 6.5 | 19 | 50 | 38 | 148 |
| 10 | 0 | 1 | 9.5 | 4.5 | 16 | 40 | 26 | 65 |
| 177 | 9 | 1 | 16 | 9.5 | 30 | 72 | 48 | 436 |
| 21 | 9 | 1 | 13 | 6 | 19 | 59 | 30 | 120 |
| 70 | 0 | 1 | 15.5 | 7 | 28 | 76.5 | 55 | 446 |
| 10 | 0 | 1 | 11 | 5 | 17 | 49 | 29 | 94 |
| 21 | 9 | 1 | 14.5 | 5.5 | 20 | 61 | 34 | 150 |
| 16 | 4 | 1 | 10 | 4 | 15.5 | 48 | 26 | 60 |
| 58 | 0 | 1 | 15.5 | 7 | 28 | 70.5 | 50 | 365 |
| 81 | 9 | 1 | 15.5 | 8 | 31 | 72 | 54 | 416 |
| 45 | 9 | 1 | 13.5 | 7 | 24 | 64 | 39 | 204 |
| 33 | 9 | 1 | 13.5 | 6 | 22 | 66.5 | 34 | 154 |
| 17 | 5 | 1 | 11.5 | 5 | 17 | 53 | 30.5 | 114 |
| 35 | 1 | 1 | 13.5 | 8.5 | 23 | 63.5 | 44 | 212 |
| 115 | 7 | 1 | 17 | 10 | 31.5 | 72 | 49 | 348 |
| 58 | 0 | 2 | 13.5 | 6.5 | 21.5 | 63 | 40 | 202 |
| 9 | 9 | 2 | 9 | 4.5 | 12 | 36 | 19 | 26 |
| 68 | 8 | 1 | 16 | 9 | 29 | 73 | 44 | 332 |
| 57 | 9 | 2 | 13.5 | 7 | 20 | 64 | 38 | 204 |
| 17 | 5 | 2 | 11 | 4.5 | 13 | 46 | 23 | 48 |
| 34 | 0 | 1 | 14 | 5.5 | 24 | 65 | 39 | 202 |
| 11 | 1 | 1 | 11.5 | 6 | 16.5 | 48 | 31 | 79 |
| 55 | 7 | 1 | 16.5 | 9 | 28 | 67.5 | 45 | 344 |
| 21 | 9 | 1 | 13 | 5 | 17 | 54 | 28 | 90 |
| 34 | 0 | 1 | 13 | 7 | 21 | 59 | 35 | 150 |
| 82 | 9 | 2 | 14.5 | 7 | 22 | 61.5 | 44 | 226 |



Upper left hand corner (drop down menu from the sort icon) → custom sort. Select the 1st column; add levels by clicking + sign at the bottom of the menu.

A2 : X ✓ fx 8

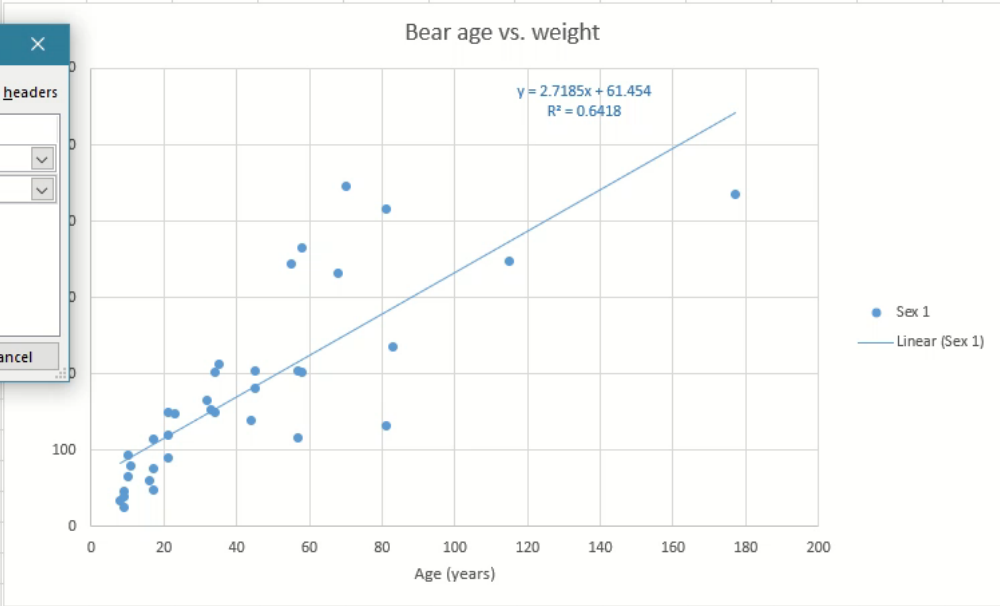
| AGE | MONTH | SEX | HEADLEN | HEADWTH | NECK | LENGTH | CHEST | WEIGHT |
|-----|-------|-----|---------|---------|------|--------|-------|--------|
| 8 | 8 | 1 | 9 | 4.5 | 13 | 37 | 19 | 34 |
| 9 | 9 | 1 | 10 | 4 | 13 | 40 | 23 | 40 |
| 9 | 9 | 1 | | | | | | |
| 44 | 8 | 2 | | | | | | |
| 17 | 5 | 2 | | | | | | |
| 23 | 11 | 1 | | | | | | |
| 10 | 10 | 1 | | | | | | |
| 177 | 9 | 1 | | | | | | |
| 21 | 9 | 1 | | | | | | |
| 70 | 10 | 1 | | | | | | |
| 10 | 10 | 1 | | | | | | |
| 21 | 9 | 1 | | | | | | |
| 16 | 4 | 1 | | | | | | |
| 58 | 10 | 1 | 13.5 | 7 | 28 | 70.5 | 30 | 385 |
| 81 | 9 | 1 | 15.5 | 8 | 31 | 72 | 54 | 416 |
| 45 | 9 | 1 | 13.5 | 7 | 24 | 64 | 39 | 204 |
| 33 | 9 | 1 | 13.5 | 6 | 22 | 66.5 | 34 | 154 |
| 17 | 5 | 1 | 11.5 | 5 | 17 | 53 | 30.5 | 114 |
| 35 | 11 | 1 | 13.5 | 8.5 | 23 | 63.5 | 44 | 212 |
| 115 | 7 | 1 | 17 | 10 | 31.5 | 72 | 49 | 348 |
| 58 | 10 | 2 | 13.5 | 6.5 | 21.5 | 63 | 40 | 202 |
| 9 | 9 | 2 | 9 | 4.5 | 12 | 36 | 19 | 26 |
| 68 | 8 | 1 | 16 | 9 | 29 | 73 | 44 | 332 |
| 57 | 9 | 2 | 13.5 | 7 | 20 | 64 | 38 | 204 |
| 17 | 5 | 2 | 11 | 4.5 | 13 | 46 | 23 | 48 |
| 34 | 10 | 1 | 14 | 5.5 | 24 | 65 | 39 | 202 |
| 11 | 11 | 1 | 11.5 | 6 | 16.5 | 48 | 31 | 79 |
| 55 | 7 | 1 | 16.5 | 9 | 28 | 67.5 | 45 | 344 |
| 21 | 9 | 1 | 13 | 5 | 17 | 54 | 28 | 90 |
| 34 | 10 | 1 | 13 | 7 | 21 | 59 | 35 | 150 |
| 83 | 11 | 2 | 14.5 | 7 | 23 | 61.5 | 44 | 236 |

Sort

Add Level
 Delete Level
 Copy Level
 Options...
 My data has headers

| Column | Sort On | Order |
|-----------------|-------------|---------------------|
| Sort by: SEX | Cell Values | Smallest to Largest |
| Then by: WEIGHT | Cell Values | Smallest to Largest |

OK Cancel



Upper left hand corner (drop down menu from the sort icon) → custom sort. Select the 1st column; add levels by clicking + sign at the bottom of the menu.

Formatting Cells

Clipboard: Cut, Copy, Format Painter

Font: Calibri, 11, Bold, Italic, Underline, Text Color, Background Color, Font Color

Alignment: Wrap Text, Merge & Center

Number: General, Currency, Percentage, Increase/Decrease Decimal, Increase/Decrease Fraction

Styles: Normal, Bad, Good, Neutral, Calculation, Check Cell, Explanatory..., Followed Hy..., Hyperlink, Input

Cells: Insert, Delete, Format

Editing: AutoSum, Fill, Clear, Sort & Filter, Find & Select

A1 Averages

| | A | B | C | D | E | F | G | H | I | J | K | L | M | N | O | P | Q | R | S | T | U | V | W | X | Y | Z | AA | AB | AC |
|----|--------------------|----------|----------|----------|----------|----------|----------|----------|----------|---|---|---|---|---|---|---|---|---|---|---|---|---|---|---|---|---|----|----|----|
| 1 | Averages | | | | | | | | | | | | | | | | | | | | | | | | | | | | |
| 2 | AGE | MONTH | SEX | HEADLEN | HEADWTH | NECK | LENGTH | CHEST | WEIGHT | | | | | | | | | | | | | | | | | | | | |
| 3 | 39.34286 | 8.485714 | 1 | 13.22857 | 6.471429 | 21.71429 | 59.42286 | 36.80857 | 199.7429 | | | | | | | | | | | | | | | | | | | | |
| 4 | | | | | | | | | | | | | | | | | | | | | | | | | | | | | |
| 5 | | | | | | | | | | | | | | | | | | | | | | | | | | | | | |
| 6 | Standard Deviation | | | | | | | | | | | | | | | | | | | | | | | | | | | | |
| 7 | AGE | MONTH | SEX | HEADLEN | HEADWTH | NECK | LENGTH | CHEST | WEIGHT | | | | | | | | | | | | | | | | | | | | |
| 8 | 34.87114 | 1.990735 | 0 | 2.30199 | 1.688816 | 5.719273 | 11.64093 | 9.898169 | 134.0541 | | | | | | | | | | | | | | | | | | | | |
| 9 | 30.90052 | 2.077448 | 0 | 1.763005 | 0.960476 | 4.947679 | 8.809468 | 8.074127 | 90.37899 | | | | | | | | | | | | | | | | | | | | |
| 10 | | | | | | | | | | | | | | | | | | | | | | | | | | | | | |
| 11 | | | | | | | | | | | | | | | | | | | | | | | | | | | | | |
| 12 | | | | | | | | | | | | | | | | | | | | | | | | | | | | | |
| 13 | | AGE | MONTH | HEADLEN | HEADWTH | NECK | LENGTH | CHEST | WEIGHT | | | | | | | | | | | | | | | | | | | | |
| 14 | Sex 1 | | | | | | | | | | | | | | | | | | | | | | | | | | | | |
| 15 | Average: | 39.34286 | 8.485714 | 13.22857 | 6.471429 | 21.71429 | 59.42286 | 36.80857 | 199.7429 | | | | | | | | | | | | | | | | | | | | |
| 16 | Standard I | 34.87114 | 1.990735 | 2.30199 | 1.688816 | 5.719273 | 11.64093 | 9.898169 | 134.0541 | | | | | | | | | | | | | | | | | | | | |
| 17 | Sex 2 | | | | | | | | | | | | | | | | | | | | | | | | | | | | |
| 18 | Average: | | | | | | | | | | | | | | | | | | | | | | | | | | | | |
| 19 | Standard I | 30.90052 | 2.077448 | 1.763005 | 0.960476 | 4.947679 | 8.809468 | 8.074127 | 90.37899 | | | | | | | | | | | | | | | | | | | | |
| 20 | | | | | | | | | | | | | | | | | | | | | | | | | | | | | |
| 21 | | | | | | | | | | | | | | | | | | | | | | | | | | | | | |
| 22 | | | | | | | | | | | | | | | | | | | | | | | | | | | | | |
| 23 | | | | | | | | | | | | | | | | | | | | | | | | | | | | | |
| 24 | | | | | | | | | | | | | | | | | | | | | | | | | | | | | |
| 25 | | | | | | | | | | | | | | | | | | | | | | | | | | | | | |
| 26 | | | | | | | | | | | | | | | | | | | | | | | | | | | | | |
| 27 | | | | | | | | | | | | | | | | | | | | | | | | | | | | | |
| 28 | | | | | | | | | | | | | | | | | | | | | | | | | | | | | |
| 29 | | | | | | | | | | | | | | | | | | | | | | | | | | | | | |
| 30 | | | | | | | | | | | | | | | | | | | | | | | | | | | | | |
| 31 | | | | | | | | | | | | | | | | | | | | | | | | | | | | | |
| 32 | | | | | | | | | | | | | | | | | | | | | | | | | | | | | |
| 33 | | | | | | | | | | | | | | | | | | | | | | | | | | | | | |
| 34 | | | | | | | | | | | | | | | | | | | | | | | | | | | | | |
| 35 | | | | | | | | | | | | | | | | | | | | | | | | | | | | | |
| 36 | | | | | | | | | | | | | | | | | | | | | | | | | | | | | |

File Home Insert Page Layout Formulas Data Review View Help Tell me what you want to do

Clipboard Font Alignment Number Styles

Normal Bad Good Neutral Calculation
 Check Cell Explanatory... Followed Hy... Hyperlink Input

Cells Editing

A4

| | A | B | C | D | E | F | G | H | I | J | K | L | M | N | O | P | Q | R | S | T | U | V | W | X | Y | Z | AA | AB | AC | | |
|----|---------------------------|--------------|--------------|----------------|---------------|-------------|---------------|--------------|---------------|---|---|---|---|---|---|---|---|---|---|---|---|---|---|---|---|---|----|----|----|--|--|
| 1 | Averages | | | | | | | | | | | | | | | | | | | | | | | | | | | | | | |
| 2 | AGE | MONTH | SEX | HEADLEN | HEADWT | NECK | LENGTH | CHEST | WEIGHT | | | | | | | | | | | | | | | | | | | | | | |
| 3 | 39.34286 | 8.485714 | 1 | 13.22857 | 6.471429 | 21.71429 | 59.42286 | 36.80857 | 199.7429 | | | | | | | | | | | | | | | | | | | | | | |
| 4 | | | | | | | | | | | | | | | | | | | | | | | | | | | | | | | |
| 5 | | | | | | | | | | | | | | | | | | | | | | | | | | | | | | | |
| 6 | Standard Deviation | | | | | | | | | | | | | | | | | | | | | | | | | | | | | | |
| 7 | AGE | MONTH | SEX | HEADLEN | HEADWT | NECK | LENGTH | CHEST | WEIGHT | | | | | | | | | | | | | | | | | | | | | | |
| 8 | 34.87114 | 1.990735 | 0 | 2.30199 | 1.688816 | 5.719273 | 11.64093 | 9.898169 | 134.0541 | | | | | | | | | | | | | | | | | | | | | | |
| 9 | 30.90052 | 2.077448 | 0 | 1.763005 | 0.960476 | 4.947679 | 8.809468 | 8.074127 | 90.37899 | | | | | | | | | | | | | | | | | | | | | | |
| 10 | | | | | | | | | | | | | | | | | | | | | | | | | | | | | | | |
| 11 | | | | | | | | | | | | | | | | | | | | | | | | | | | | | | | |
| 12 | | | | | | | | | | | | | | | | | | | | | | | | | | | | | | | |
| 13 | | AGE | MONTH | HEADLEN | HEADWT | NECK | LENGTH | CHEST | WEIGHT | | | | | | | | | | | | | | | | | | | | | | |
| 14 | Sex 1 | | | | | | | | | | | | | | | | | | | | | | | | | | | | | | |
| 15 | Average: | 39.34286 | 8.485714 | 13.22857 | 6.471429 | 21.71429 | 59.42286 | 36.80857 | 199.7429 | | | | | | | | | | | | | | | | | | | | | | |
| 16 | Standard I | 34.87114 | 1.990735 | 2.30199 | 1.688816 | 5.719273 | 11.64093 | 9.898169 | 134.0541 | | | | | | | | | | | | | | | | | | | | | | |
| 17 | Sex 2 | | | | | | | | | | | | | | | | | | | | | | | | | | | | | | |
| 18 | Average: | | | | | | | | | | | | | | | | | | | | | | | | | | | | | | |
| 19 | Standard I | 30.90052 | 2.077448 | 1.763005 | 0.960476 | 4.947679 | 8.809468 | 8.074127 | 90.37899 | | | | | | | | | | | | | | | | | | | | | | |
| 20 | | | | | | | | | | | | | | | | | | | | | | | | | | | | | | | |
| 21 | | | | | | | | | | | | | | | | | | | | | | | | | | | | | | | |
| 22 | | | | | | | | | | | | | | | | | | | | | | | | | | | | | | | |
| 23 | | | | | | | | | | | | | | | | | | | | | | | | | | | | | | | |
| 24 | | | | | | | | | | | | | | | | | | | | | | | | | | | | | | | |
| 25 | | | | | | | | | | | | | | | | | | | | | | | | | | | | | | | |
| 26 | | | | | | | | | | | | | | | | | | | | | | | | | | | | | | | |
| 27 | | | | | | | | | | | | | | | | | | | | | | | | | | | | | | | |
| 28 | | | | | | | | | | | | | | | | | | | | | | | | | | | | | | | |
| 29 | | | | | | | | | | | | | | | | | | | | | | | | | | | | | | | |
| 30 | | | | | | | | | | | | | | | | | | | | | | | | | | | | | | | |
| 31 | | | | | | | | | | | | | | | | | | | | | | | | | | | | | | | |
| 32 | | | | | | | | | | | | | | | | | | | | | | | | | | | | | | | |
| 33 | | | | | | | | | | | | | | | | | | | | | | | | | | | | | | | |
| 34 | | | | | | | | | | | | | | | | | | | | | | | | | | | | | | | |
| 35 | | | | | | | | | | | | | | | | | | | | | | | | | | | | | | | |
| 36 | | | | | | | | | | | | | | | | | | | | | | | | | | | | | | | |

File Home Insert Page Layout Formulas Data Review View Help Tell me what you want to do

Clipboard Font Alignment Number Styles

Conditional Formatting Format as Table

Normal Bad Good Neutral Calculation

Check Cell Explanatory... Followed Hy... Hyperlink Input

Insert Delete Format

AutoSum Fill Clear

Sort & Filter Find & Select

A11

| | A | B | C | D | E | F | G | H | I | J | K | L | M | N | O | P | Q | R | S | T | U | V | W | X | Y | Z | AA | AB | AC | |
|----|---------------------------|--------------|--------------|----------------|---------------|-------------|---------------|--------------|---------------|---|---|---|---|---|---|---|---|---|---|---|---|---|---|---|---|---|----|----|----|--|
| 1 | Averages | | | | | | | | | | | | | | | | | | | | | | | | | | | | | |
| 2 | AGE | MONTH | SEX | HEADLEN | HEADWT | NECK | LENGTH | CHEST | WEIGHT | | | | | | | | | | | | | | | | | | | | | |
| 3 | 39.34 | 8.49 | 1.00 | 13.23 | 6.47 | 21.71 | 59.42 | 36.81 | 199.74 | | | | | | | | | | | | | | | | | | | | | |
| 4 | | | | | | | | | | | | | | | | | | | | | | | | | | | | | | |
| 5 | | | | | | | | | | | | | | | | | | | | | | | | | | | | | | |
| 6 | Standard Deviation | | | | | | | | | | | | | | | | | | | | | | | | | | | | | |
| 7 | AGE | MONTH | SEX | HEADLEN | HEADWT | NECK | LENGTH | CHEST | WEIGHT | | | | | | | | | | | | | | | | | | | | | |
| 8 | 34.87 | 1.99 | 0.00 | 2.30 | 1.69 | 5.72 | 11.64 | 9.90 | 134.05 | | | | | | | | | | | | | | | | | | | | | |
| 9 | 30.90 | 2.08 | 0.00 | 1.76 | 0.96 | 4.95 | 8.81 | 8.07 | 90.38 | | | | | | | | | | | | | | | | | | | | | |
| 10 | | | | | | | | | | | | | | | | | | | | | | | | | | | | | | |
| 11 | | | | | | | | | | | | | | | | | | | | | | | | | | | | | | |
| 12 | | | | | | | | | | | | | | | | | | | | | | | | | | | | | | |
| 13 | | AGE | MONTH | HEADLEN | HEADWT | NECK | LENGTH | CHEST | WEIGHT | | | | | | | | | | | | | | | | | | | | | |
| 14 | Sex 1 | | | | | | | | | | | | | | | | | | | | | | | | | | | | | |
| 15 | Average: | 39.34 | 8.49 | 13.23 | 6.47 | 21.71 | 59.42 | 36.81 | 199.74 | | | | | | | | | | | | | | | | | | | | | |
| 16 | Standard I | 34.87 | 1.99 | 2.30 | 1.69 | 5.72 | 11.64 | 9.90 | 134.05 | | | | | | | | | | | | | | | | | | | | | |
| 17 | Sex 2 | | | | | | | | | | | | | | | | | | | | | | | | | | | | | |
| 18 | Average: | | | | | | | | | | | | | | | | | | | | | | | | | | | | | |
| 19 | Standard I | 30.90 | 2.08 | 1.76 | 0.96 | 4.95 | 8.81 | 8.07 | 90.38 | | | | | | | | | | | | | | | | | | | | | |
| 20 | | | | | | | | | | | | | | | | | | | | | | | | | | | | | | |
| 21 | | | | | | | | | | | | | | | | | | | | | | | | | | | | | | |
| 22 | | | | | | | | | | | | | | | | | | | | | | | | | | | | | | |
| 23 | | | | | | | | | | | | | | | | | | | | | | | | | | | | | | |
| 24 | | | | | | | | | | | | | | | | | | | | | | | | | | | | | | |
| 25 | | | | | | | | | | | | | | | | | | | | | | | | | | | | | | |
| 26 | | | | | | | | | | | | | | | | | | | | | | | | | | | | | | |
| 27 | | | | | | | | | | | | | | | | | | | | | | | | | | | | | | |
| 28 | | | | | | | | | | | | | | | | | | | | | | | | | | | | | | |
| 29 | | | | | | | | | | | | | | | | | | | | | | | | | | | | | | |
| 30 | | | | | | | | | | | | | | | | | | | | | | | | | | | | | | |
| 31 | | | | | | | | | | | | | | | | | | | | | | | | | | | | | | |
| 32 | | | | | | | | | | | | | | | | | | | | | | | | | | | | | | |
| 33 | | | | | | | | | | | | | | | | | | | | | | | | | | | | | | |
| 34 | | | | | | | | | | | | | | | | | | | | | | | | | | | | | | |
| 35 | | | | | | | | | | | | | | | | | | | | | | | | | | | | | | |
| 36 | | | | | | | | | | | | | | | | | | | | | | | | | | | | | | |

File Home Insert Page Layout Formulas Data Review View Help Tell me what you want to do

Clipboard Font Alignment Number Styles

Normal Bad Good Neutral Calculation
 Check Cell Explanatory... Followed Hy... Hyperlink Input

Insert Delete Format
 AutoSum Fill Clear
 Sort & Find & Filter Select

A17 Sex 2

| | A | B | C | D | E | F | G | H | I | J | K | L | M | N | O | P | Q | R | S | T | U | V | W | X | Y | Z | AA | AB | AC | |
|----|----------------------------|--------------|--------------|----------------|---------------|-------------|---------------|--------------|---------------|---|---|---|---|---|---|---|---|---|---|---|---|---|---|---|---|---|----|----|----|--|
| 1 | Averages | | | | | | | | | | | | | | | | | | | | | | | | | | | | | |
| 2 | AGE | MONTH | SEX | HEADLEN | HEADWT | NECK | LENGTH | CHEST | WEIGHT | | | | | | | | | | | | | | | | | | | | | |
| 3 | 39.34 | 8.49 | 1.00 | 13.23 | 6.47 | 21.71 | 59.42 | 36.81 | 199.74 | | | | | | | | | | | | | | | | | | | | | |
| 4 | | | | | | | | | | | | | | | | | | | | | | | | | | | | | | |
| 5 | | | | | | | | | | | | | | | | | | | | | | | | | | | | | | |
| 6 | Standard Deviation | | | | | | | | | | | | | | | | | | | | | | | | | | | | | |
| 7 | AGE | MONTH | SEX | HEADLEN | HEADWT | NECK | LENGTH | CHEST | WEIGHT | | | | | | | | | | | | | | | | | | | | | |
| 8 | 34.87 | 1.99 | 0.00 | 2.30 | 1.69 | 5.72 | 11.64 | 9.90 | 134.05 | | | | | | | | | | | | | | | | | | | | | |
| 9 | 30.90 | 2.08 | 0.00 | 1.76 | 0.96 | 4.95 | 8.81 | 8.07 | 90.38 | | | | | | | | | | | | | | | | | | | | | |
| 10 | | | | | | | | | | | | | | | | | | | | | | | | | | | | | | |
| 11 | | | | | | | | | | | | | | | | | | | | | | | | | | | | | | |
| 12 | | | | | | | | | | | | | | | | | | | | | | | | | | | | | | |
| 13 | | AGE | MONTH | HEADLEN | HEADWT | NECK | LENGTH | CHEST | WEIGHT | | | | | | | | | | | | | | | | | | | | | |
| 14 | Sex 1 | | | | | | | | | | | | | | | | | | | | | | | | | | | | | |
| 15 | Average: | 39.34 | 8.49 | 13.23 | 6.47 | 21.71 | 59.42 | 36.81 | 199.74 | | | | | | | | | | | | | | | | | | | | | |
| 16 | Standard Deviation: | 34.87 | 1.99 | 2.30 | 1.69 | 5.72 | 11.64 | 9.90 | 134.05 | | | | | | | | | | | | | | | | | | | | | |
| 17 | Sex 2 | | | | | | | | | | | | | | | | | | | | | | | | | | | | | |
| 18 | Average: | | | | | | | | | | | | | | | | | | | | | | | | | | | | | |
| 19 | Standard Deviation: | 30.90 | 2.08 | 1.76 | 0.96 | 4.95 | 8.81 | 8.07 | 90.38 | | | | | | | | | | | | | | | | | | | | | |
| 20 | | | | | | | | | | | | | | | | | | | | | | | | | | | | | | |
| 21 | | | | | | | | | | | | | | | | | | | | | | | | | | | | | | |
| 22 | | | | | | | | | | | | | | | | | | | | | | | | | | | | | | |
| 23 | | | | | | | | | | | | | | | | | | | | | | | | | | | | | | |
| 24 | | | | | | | | | | | | | | | | | | | | | | | | | | | | | | |
| 25 | | | | | | | | | | | | | | | | | | | | | | | | | | | | | | |
| 26 | | | | | | | | | | | | | | | | | | | | | | | | | | | | | | |
| 27 | | | | | | | | | | | | | | | | | | | | | | | | | | | | | | |
| 28 | | | | | | | | | | | | | | | | | | | | | | | | | | | | | | |
| 29 | | | | | | | | | | | | | | | | | | | | | | | | | | | | | | |
| 30 | | | | | | | | | | | | | | | | | | | | | | | | | | | | | | |
| 31 | | | | | | | | | | | | | | | | | | | | | | | | | | | | | | |
| 32 | | | | | | | | | | | | | | | | | | | | | | | | | | | | | | |
| 33 | | | | | | | | | | | | | | | | | | | | | | | | | | | | | | |
| 34 | | | | | | | | | | | | | | | | | | | | | | | | | | | | | | |
| 35 | | | | | | | | | | | | | | | | | | | | | | | | | | | | | | |

File Home Insert Page Layout Formulas Data Review View Help Tell me what you want to do

Clipboard Font Alignment Number Styles

Number: 90.3789940920976

Clipboard: Cut, Copy, Format Painter

Font: Calibri, 11, Bold, Italic, Underline, Text Color, Background Color

Alignment: Wrap Text, Merge & Center

Number: \$, %, Increase/Decrease Decimal Places

Styles: Normal, Bad, Good, Neutral, Calculation, Check Cell, Explanatory..., Followed Hy..., Hyperlink, Input

Cells: Insert, Delete, Format

Editing: AutoSum, Fill, Clear, Sort & Filter, Find & Select

I19: 90.3789940920976

| | A | B | C | D | E | F | G | H | I | J | K | L | M | N | O | P | Q | R | S | T | U | V | W | X | Y | Z | AA | AB | AC | |
|----|---------------------------|--------------|--------------|----------------|---------------|-------------|---------------|--------------|---------------|---|---|---|---|---|---|---|---|---|---|---|---|---|---|---|---|---|----|----|----|--|
| 1 | Averages | | | | | | | | | | | | | | | | | | | | | | | | | | | | | |
| 2 | AGE | MONTH | SEX | HEADLEN | HEADWT | NECK | LENGTH | CHEST | WEIGHT | | | | | | | | | | | | | | | | | | | | | |
| 3 | 39.34 | 8.49 | 1.00 | 13.23 | 6.47 | 21.71 | 59.42 | 36.81 | 199.74 | | | | | | | | | | | | | | | | | | | | | |
| 4 | | | | | | | | | | | | | | | | | | | | | | | | | | | | | | |
| 5 | | | | | | | | | | | | | | | | | | | | | | | | | | | | | | |
| 6 | Standard Deviation | | | | | | | | | | | | | | | | | | | | | | | | | | | | | |
| 7 | AGE | MONTH | SEX | HEADLEN | HEADWT | NECK | LENGTH | CHEST | WEIGHT | | | | | | | | | | | | | | | | | | | | | |
| 8 | 34.87 | 1.99 | 0.00 | 2.30 | 1.69 | 5.72 | 11.64 | 9.90 | 134.05 | | | | | | | | | | | | | | | | | | | | | |
| 9 | 30.90 | 2.08 | 0.00 | 1.76 | 0.96 | 4.95 | 8.81 | 8.07 | 90.38 | | | | | | | | | | | | | | | | | | | | | |
| 10 | | | | | | | | | | | | | | | | | | | | | | | | | | | | | | |
| 11 | | | | | | | | | | | | | | | | | | | | | | | | | | | | | | |
| 12 | | | | | | | | | | | | | | | | | | | | | | | | | | | | | | |
| 13 | | AGE | MONTH | HEADLEN | HEADWT | NECK | LENGTH | CHEST | WEIGHT | | | | | | | | | | | | | | | | | | | | | |
| 14 | Sex 1 | | | | | | | | | | | | | | | | | | | | | | | | | | | | | |
| 15 | Average: | 39.34 | 8.49 | 13.23 | 6.47 | 21.71 | 59.42 | 36.81 | 199.74 | | | | | | | | | | | | | | | | | | | | | |
| 16 | Standard | 34.87 | 1.99 | 2.30 | 1.69 | 5.72 | 11.64 | 9.90 | 134.05 | | | | | | | | | | | | | | | | | | | | | |
| 17 | Sex 2 | | | | | | | | | | | | | | | | | | | | | | | | | | | | | |
| 18 | Average: | | | | | | | | | | | | | | | | | | | | | | | | | | | | | |
| 19 | Standard | 30.90 | 2.08 | 1.76 | 0.96 | 4.95 | 8.81 | 8.07 | 90.38 | | | | | | | | | | | | | | | | | | | | | |
| 20 | | | | | | | | | | | | | | | | | | | | | | | | | | | | | | |
| 21 | | | | | | | | | | | | | | | | | | | | | | | | | | | | | | |
| 22 | | | | | | | | | | | | | | | | | | | | | | | | | | | | | | |
| 23 | | | | | | | | | | | | | | | | | | | | | | | | | | | | | | |
| 24 | | | | | | | | | | | | | | | | | | | | | | | | | | | | | | |
| 25 | | | | | | | | | | | | | | | | | | | | | | | | | | | | | | |
| 26 | | | | | | | | | | | | | | | | | | | | | | | | | | | | | | |
| 27 | | | | | | | | | | | | | | | | | | | | | | | | | | | | | | |
| 28 | | | | | | | | | | | | | | | | | | | | | | | | | | | | | | |
| 29 | | | | | | | | | | | | | | | | | | | | | | | | | | | | | | |
| 30 | | | | | | | | | | | | | | | | | | | | | | | | | | | | | | |
| 31 | | | | | | | | | | | | | | | | | | | | | | | | | | | | | | |
| 32 | | | | | | | | | | | | | | | | | | | | | | | | | | | | | | |
| 33 | | | | | | | | | | | | | | | | | | | | | | | | | | | | | | |
| 34 | | | | | | | | | | | | | | | | | | | | | | | | | | | | | | |
| 35 | | | | | | | | | | | | | | | | | | | | | | | | | | | | | | |

A3

| Averages | | | | | | |
|--------------------|----------|----------|----------|----------|----------|----------|
| AGE | MONTH | SEX | HEADLEI | HEADWI | NECK | LENGTH |
| 42.31429 | 8.714286 | 1.285714 | 12.91429 | 6.214286 | 20.31429 | 58 |
| Standard Deviation | | | | | | |
| AGE | MONTH | SEX | HEADLEI | HEADWI | NECK | LENGTH |
| 35.52611 | 1.758533 | 0.458349 | 2.160766 | 1.668416 | 5.779128 | 10.95042 |
| 30.92076 | 2.339591 | 0.512989 | 2.169701 | 1.213954 | 5.502525 | 10.41934 |
| Sex 1 | | | | | | |
| Average | 39.34286 | 8.485714 | 13.22857 | 6.471429 | 21.71429 | 59.42286 |
| Standard | 34.87114 | 1.990735 | 2.30199 | 1.688816 | 5.719273 | 11.64093 |
| Sex 2 | | | | | | |
| Average | 30.92076 | 2.339591 | 2.169701 | 1.213954 | 5.502525 | 10.41934 |
| Standard | 30.92076 | 2.339591 | 2.169701 | 1.213954 | 5.502525 | 10.41934 |

Clipboard Font Alignment Number

- Cut
- Copy
- Paste Options:
 - Paste Special...
 - Smart Lookup
 - Insert...
 - Delete...
 - Clear Contents
 - Quick Analysis
 - Filter
 - Sort
 - Insert Comment
 - Format Cells...**
 - Pick From Drop-down List...
 - Define Name...
 - Link

Format Cells

Number Alignment Font Border Fill Protection

Category: General, Number, Currency, Accounting, Date, Time, Percentage, Fraction, Scientific, Text, Special, Custom

Sample: 42.31

Decimal places: 2

Use 1000 Separator (,)

Negative numbers: -1234.10, 1234.10, (1234.10)

Number is used for general display of numbers, formatting for monetary value.

Format Cells

Number Alignment Font Border Fill Protection

Line Style: None, Solid, Dashed, Dotted, Long Dash, Short Dash, Thick, Thin, Double, Triple, 3D

Color: Automatic

Presets: None, Outline, Inside

Border: Top, Bottom, Left, Right, All, No Border

The selected border style can be applied by clicking the presets, preview diagram or the buttons above.

OK Cancel

Highlight then right click

Unit 2: Dealing with Data

Basic Equations

- Average
- Standard Deviation

Auto-Fill

Paste Special

File Home Insert Page Layout Formulas Data Review View Help Tell me what you want to do

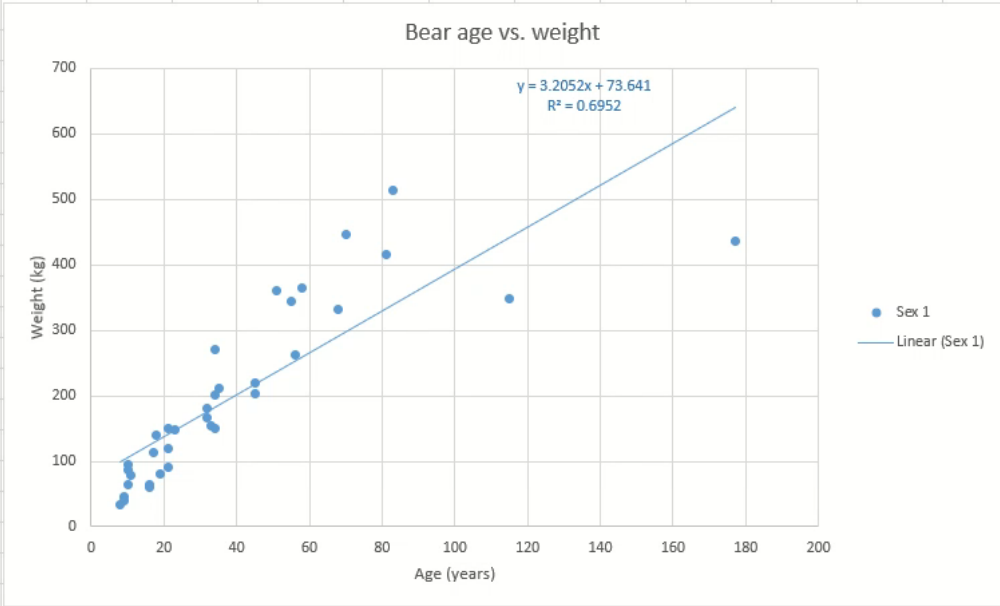
Clipboard Font Alignment Number Styles

Normal Bad Good Neutral Calculation
Check Cell Explanatory... Followed Hy... Hyperlink Input

Insert Delete Format AutoSum Fill Clear Sort & Find & Filter Select

A1 AGE

| AGE | MONTH | SEX | HEADLEN | HEADWTH | NECK | LENGTH | CHEST | WEIGHT |
|-----|-------|-----|---------|---------|------|--------|-------|--------|
| 8 | 8 | 1 | 9 | 4.5 | 13 | 37 | 19 | 34 |
| 9 | 9 | 1 | 10 | 4 | 13 | 40 | 23 | 40 |
| 9 | 9 | 1 | 10 | 4 | 13.5 | 43 | 23 | 46 |
| 16 | 4 | 1 | 10 | 4 | 15.5 | 48 | 26 | 60 |
| 16 | 4 | 1 | 10 | 5 | 15 | 41 | 26 | 64 |
| 10 | 10 | 1 | 9.5 | 4.5 | 16 | 40 | 26 | 65 |
| 11 | 11 | 1 | 11.5 | 6 | 16.5 | 48 | 31 | 79 |
| 19 | 7 | 1 | 11 | 5.5 | 16 | 53 | 26 | 80 |
| 10 | 10 | 1 | 11.5 | 5 | 17 | 47 | 29.5 | 86 |
| 21 | 9 | 1 | 13 | 5 | 17 | 54 | 28 | 90 |
| 10 | 10 | 1 | 11 | 5 | 17 | 49 | 29 | 94 |
| 17 | 5 | 1 | 11.5 | 5 | 17 | 53 | 30.5 | 114 |
| 21 | 9 | 1 | 13 | 6 | 19 | 59 | 30 | 120 |
| 18 | 6 | 1 | 12.5 | 8.5 | 18 | 57.3 | 32.8 | 140 |
| 23 | 11 | 1 | 12 | 6.5 | 19 | 50 | 38 | 148 |
| 21 | 9 | 1 | 14.5 | 5.5 | 20 | 61 | 34 | 150 |
| 34 | 10 | 1 | 13 | 7 | 21 | 59 | 35 | 150 |
| 33 | 9 | 1 | 13.5 | 6 | 22 | 66.5 | 34 | 154 |
| 32 | 8 | 1 | 13 | 8 | 21.5 | 59 | 33 | 166 |
| 32 | 8 | 1 | 14 | 5 | 21.5 | 67 | 37 | 180 |
| 34 | 10 | 1 | 14 | 5.5 | 24 | 65 | 39 | 202 |
| 45 | 9 | 1 | 13.5 | 7 | 24 | 64 | 39 | 204 |
| 35 | 11 | 1 | 13.5 | 8.5 | 23 | 63.5 | 44 | 212 |
| 45 | 9 | 1 | 16 | 6 | 24 | 63 | 42 | 220 |
| 56 | 7 | 1 | 15 | 7.5 | 26.5 | 73.5 | 41 | 262 |
| 34 | 10 | 1 | 16.5 | 6.5 | 27 | 72 | 44.5 | 270 |
| 68 | 8 | 1 | 16 | 9 | 29 | 73 | 44 | 332 |
| 55 | 7 | 1 | 16.5 | 9 | 28 | 67.5 | 45 | 344 |
| 115 | 7 | 1 | 17 | 10 | 31.5 | 72 | 49 | 348 |
| 51 | 4 | 1 | 13.5 | 8 | 27 | 68.5 | 49 | 360 |
| 58 | 10 | 1 | 15.5 | 7 | 28 | 70.5 | 50 | 365 |



File Home Insert Page Layout Formulas Data Review View Help Tell me what you want to do

Clipboard Font Alignment Number Styles

Normal Bad Good Neutral Calculation
 Check Cell Explanatory ... Followed Hy... Hyperlink Input

Insert Delete Format
 AutoSum Fill Clear
 Sort & Find & Filter Select

A1 Averages

| | A | B | C | D | E | F | G | H | I | J | K | L | M | N | O | P | Q | R | S | T | U | V | W | X | Y |
|---|------------|--------------|------------|---------------------------|----------------|-------------|---------------|--------------|---------------|---|---|---|---|---|---|---|---|---|---|---|---|---|---|---|---|
| 1 | | | | Averages | | | | | | | | | | | | | | | | | | | | | |
| 2 | AGE | MONTH | SEX | HEADLEN | HEADWTH | NECK | LENGTH | CHEST | WEIGHT | | | | | | | | | | | | | | | | |
| 3 | 39.34 | 8.49 | 1.00 | 13.23 | 6.47 | 21.71 | 59.42 | 36.81 | 199.74 | | | | | | | | | | | | | | | | |
| 4 | | | | | | | | | | | | | | | | | | | | | | | | | |
| 5 | | | | | | | | | | | | | | | | | | | | | | | | | |
| 6 | | | | Standard Deviation | | | | | | | | | | | | | | | | | | | | | |
| 7 | AGE | MONTH | SEX | HEADLEN | HEADWTH | NECK | LENGTH | CHEST | WEIGHT | | | | | | | | | | | | | | | | |
| 8 | 34.87 | 1.99 | 0.00 | 2.30 | 1.69 | 5.72 | 11.64 | 9.90 | 134.05 | | | | | | | | | | | | | | | | |
| 9 | | | | | | | | | | | | | | | | | | | | | | | | | |

| | AGE | MONTH | HEADLEN | HEADWTH | NECK | LENGTH | CHEST | WEIGHT |
|----------------------------|-------|-------|---------|---------|-------|--------|-------|--------|
| Sex 1 | | | | | | | | |
| Average: | 39.34 | 8.49 | 13.23 | 6.47 | 21.71 | 59.42 | 36.81 | 199.74 |
| Standard Deviation: | 34.87 | 1.99 | 2.30 | 1.69 | 5.72 | 11.64 | 9.90 | 134.05 |
| Sex 2 | | | | | | | | |
| Average: | | | | | | | | |
| Standard Deviation: | 0.00 | 0.00 | 0.00 | 0.00 | 0.00 | 0.00 | 0.00 | 0.00 |

Basic Equations: Averages

File Home Insert Page Layout Formulas Data Review View Help Acrobat Tell me what you want to do

Clipboard Font Alignment Number Styles

A3 =AVERAGE(AllData!A2:A36)

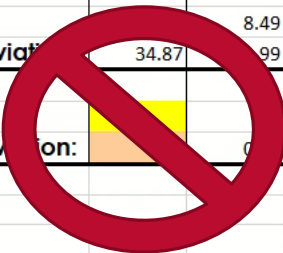
Averages

| AGE | MONTH | SEX | HEADLEN | HEADWTH | NECK | LENGTH | CHEST | WEIGHT |
|-------|-------|-----|---------|---------|-------|--------|-------|--------|
| 39.34 | 1.00 | | 13.23 | 6.47 | 21.71 | 59.42 | 36.81 | 199.74 |

Standard Deviation

| AGE | MONTH | SEX | HEADLEN | HEADWTH | NECK | LENGTH | CHEST | WEIGHT |
|-------|-------|------|---------|---------|------|--------|-------|--------|
| 34.87 | 1.99 | 0.00 | 2.30 | 1.69 | 5.72 | 11.64 | 9.90 | 134.05 |

| | AGE | MONTH | HEADLEN | HEADWTH | NECK | LENGTH | CHEST | WEIGHT |
|---------------------|-------|-------|---------|---------|-------|--------|-------|--------|
| Sex 1 | | | | | | | | |
| Average: | 8.49 | | 13.23 | 6.47 | 21.71 | 59.42 | 36.81 | 199.74 |
| Standard Deviation: | 34.87 | 1.99 | 2.30 | 1.69 | 5.72 | 11.64 | 9.90 | 134.05 |
| Sex 2 | | | | | | | | |
| Average: | | | | | | | | |
| Standard Deviation: | | | 0.00 | 0.00 | 0.00 | 0.00 | 0.00 | 0.00 |



=average(

File Home Insert Page Layout Formulas Data Review View Help Acrobat Tell me what you want to do

Clipboard Font Alignment Number Styles

Normal Bad Good Neutral Calculation
 Check Cell Explanatory ... Followed Hy... Hyperlink Input

SUM : X ✓ fx =average(



| Averages | | | | | | | | |
|---------------------|-------|---------|---------|---------|--------|--------|--------|--------|
| AGE | MONTH | SEX | HEADLEN | HEADWTH | NECK | LENGTH | CHEST | WEIGHT |
| =average(| | | | | | | | |
| | | | | | | | | |
| | | | | | | | | |
| Standard Deviation | | | | | | | | |
| AGE | MONTH | SEX | HEADLEN | HEADWTH | NECK | LENGTH | CHEST | WEIGHT |
| 34.87 | 1.99 | 0.00 | 2.30 | 1.69 | 5.72 | 11.64 | 9.90 | 134.05 |
| | | | | | | | | |
| | | | | | | | | |
| AGE | MONTH | HEADLEN | HEADWTH | NECK | LENGTH | CHEST | WEIGHT | |
| Sex 1 | | | | | | | | |
| Average: | 39.34 | 8.49 | 13.23 | 6.47 | 21.71 | 59.42 | 36.81 | 199.74 |
| Standard Deviation: | 34.87 | 1.99 | 2.30 | 1.69 | 5.72 | 11.64 | 9.90 | 134.05 |
| Sex 2 | | | | | | | | |
| Average: | | | | | | | | |
| Standard Deviation: | 0.00 | 0.00 | 0.00 | 0.00 | 0.00 | 0.00 | 0.00 | 0.00 |

Clipboard: Paste, Cut, Copy, Format Painter

Font: Font face, Size (11), Bold, Italic, Underline, Text color, Background color, Paragraph style, Merge & Center

Alignment: Left, Center, Right, Indent, Decrease Indent, Increase Indent, Merge & Center

Number: Number, Currency, Percentage, Decimals, Thousands Separator, Conditional Formatting, Format as Table

Styles: Normal, Bad, Good, Neutral, Calculation, Check Cell, Explanatory..., Followed Hy..., Hyperlink, Input

Cells: Insert, Delete, Format

Editing: AutoSum, Fill, Clear, Sort & Filter, Find & Select

A26 : X ✓ fx =average(AllData!

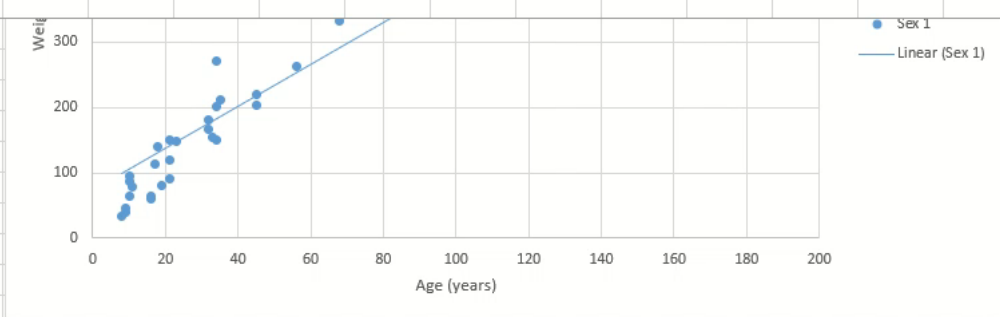
| | A | B | C | D | E | F | G | H | I | J | K | L | M | N | O | P | Q | R | S | T | U | V | W | X | Y | Z | AA | AB |
|----|----------------------------------|-------|-----|---------|---------|------|--------|-------|--------|---|---|---|---|---|---|---|---|---|---|---|---|---|---|---|---|---|----|----|
| 1 | AGE | MONTH | SEX | HEADLEN | HEADWTH | NECK | LENGTH | CHEST | WEIGHT | | | | | | | | | | | | | | | | | | | |
| 26 | 56 | 7 | 1 | 15 | 7.5 | 26.5 | 73.5 | 41 | 262 | | | | | | | | | | | | | | | | | | | |
| 27 | 34 | 10 | 1 | 16.5 | 6.5 | 27 | 72 | 44.5 | 270 | | | | | | | | | | | | | | | | | | | |
| 28 | AVERAGE(number1, [number2], ...) | | | 16 | 9 | 29 | 73 | 44 | 332 | | | | | | | | | | | | | | | | | | | |
| 29 | 55 | 7 | 1 | 16.5 | 9 | 28 | 67.5 | 45 | 344 | | | | | | | | | | | | | | | | | | | |
| 30 | 115 | 7 | 1 | 17 | 10 | 31.5 | 72 | 49 | 348 | | | | | | | | | | | | | | | | | | | |
| 31 | 51 | 4 | 1 | 13.5 | 8 | 27 | 68.5 | 49 | 360 | | | | | | | | | | | | | | | | | | | |
| 32 | 58 | 10 | 1 | 15.5 | 7 | 28 | 70.5 | 50 | 365 | | | | | | | | | | | | | | | | | | | |
| 33 | 81 | 9 | 1 | 15.5 | 8 | 31 | 72 | 54 | 416 | | | | | | | | | | | | | | | | | | | |
| 34 | 177 | 9 | 1 | 16 | 9.5 | 30 | 72 | 48 | 436 | | | | | | | | | | | | | | | | | | | |
| 35 | 70 | 10 | 1 | 15.5 | 7 | 28 | 76.5 | 55 | 446 | | | | | | | | | | | | | | | | | | | |
| 36 | 83 | 11 | 1 | 15.5 | 8 | 30.5 | 75 | 54 | 514 | | | | | | | | | | | | | | | | | | | |
| 37 | 9 | 9 | 2 | 9 | 4.5 | 12 | 36 | 19 | 26 | | | | | | | | | | | | | | | | | | | |
| 38 | 8 | 8 | 2 | 10 | 4.5 | 10 | 43.5 | 24 | 29 | | | | | | | | | | | | | | | | | | | |
| 39 | 17 | 5 | 2 | 11 | 4.5 | 13 | 46 | 23 | 48 | | | | | | | | | | | | | | | | | | | |
| 40 | 11 | 11 | 2 | 9 | 5 | 15 | 46 | 27 | 62 | | | | | | | | | | | | | | | | | | | |
| 41 | 17 | 5 | 2 | 11.5 | 5 | 15 | 52.5 | 28 | 76 | | | | | | | | | | | | | | | | | | | |
| 42 | 20 | 8 | 2 | 11.5 | 5 | 17.5 | 52 | 29 | 105 | | | | | | | | | | | | | | | | | | | |
| 43 | 57 | 9 | 2 | 13 | 5.5 | 17.5 | 60.5 | 31 | 116 | | | | | | | | | | | | | | | | | | | |
| 44 | 57 | 9 | 2 | 12.5 | 5 | 19 | 57.5 | 32 | 125 | | | | | | | | | | | | | | | | | | | |
| 45 | 81 | 9 | 2 | 13 | 5 | 20 | 61 | 33 | 132 | | | | | | | | | | | | | | | | | | | |
| 46 | 44 | 8 | 2 | 12.5 | 4.5 | 10.5 | 63 | 32 | 140 | | | | | | | | | | | | | | | | | | | |
| 47 | 53 | 5 | 2 | 12.5 | 6 | 18 | 58 | 31 | 144 | | | | | | | | | | | | | | | | | | | |
| 48 | 104 | 8 | 2 | 15.5 | 6.5 | 22 | 62 | 35 | 166 | | | | | | | | | | | | | | | | | | | |
| 49 | 45 | 9 | 2 | 13 | 6.5 | 21 | 60 | 34.5 | 182 | | | | | | | | | | | | | | | | | | | |
| 50 | 58 | 10 | 2 | 13.5 | 6.5 | 21.5 | 63 | 40 | 202 | | | | | | | | | | | | | | | | | | | |
| 51 | 57 | 9 | 2 | 13.5 | 7 | 20 | 64 | 38 | 204 | | | | | | | | | | | | | | | | | | | |
| 52 | 100 | 4 | 2 | 13 | 7 | 21 | 70 | 41 | 220 | | | | | | | | | | | | | | | | | | | |
| 53 | 83 | 11 | 2 | 14.5 | 7 | 23 | 61.5 | 44 | 236 | | | | | | | | | | | | | | | | | | | |
| 54 | 70 | 10 | 2 | 14.5 | 6.5 | 26 | 65 | 48 | 316 | | | | | | | | | | | | | | | | | | | |
| 55 | 82 | 10 | 2 | 13.5 | 6.5 | 28 | 64 | 48 | 356 | | | | | | | | | | | | | | | | | | | |

File Home Insert Page Layout Formulas Data Review View Help Acrobat Tell me what you want to do

Clipboard Font Alignment Number Styles Cells Editing

SUM : X ✓ fx =average(AllData!A2:A36)

| | A | B | C | D | E | F | G | H | I | J | K | L | M | N | O | P | Q | R | S | T | U | V | W | X | Y | Z | AA | AB | |
|----|-----------------------------------|-------|-----|---------|---------|------|--------|-------|--------|---|---|---|---|---|---|---|---|---|---|---|---|---|---|---|---|---|----|----|--|
| 1 | AGE | MONTH | SEX | HEADLEN | HEADWTH | NECK | LENGTH | CHEST | WEIGHT | | | | | | | | | | | | | | | | | | | | |
| 13 | 17 | 5 | 1 | 11.5 | 5 | 17 | 53 | 30.5 | 114 | | | | | | | | | | | | | | | | | | | | |
| 14 | 21 | 9 | 1 | 13 | 6 | 19 | 59 | 30 | 120 | | | | | | | | | | | | | | | | | | | | |
| 15 | =AVERAGE(number1, [number2], ...) | | | 12.5 | 8.5 | 18 | 57.3 | 32.8 | 140 | | | | | | | | | | | | | | | | | | | | |
| 16 | 23 | 11 | 1 | 12 | 6.5 | 19 | 50 | 38 | 148 | | | | | | | | | | | | | | | | | | | | |
| 17 | 21 | 9 | 1 | 14.5 | 5.5 | 20 | 61 | 34 | 150 | | | | | | | | | | | | | | | | | | | | |
| 18 | 34 | 10 | 1 | 13 | 7 | 21 | 59 | 35 | 150 | | | | | | | | | | | | | | | | | | | | |
| 19 | 33 | 9 | 1 | 13.5 | 6 | 22 | 66.5 | 34 | 154 | | | | | | | | | | | | | | | | | | | | |
| 20 | 32 | 8 | 1 | 13 | 8 | 21.5 | 59 | 33 | 166 | | | | | | | | | | | | | | | | | | | | |
| 21 | 32 | 8 | 1 | 14 | 5 | 21.5 | 67 | 37 | 180 | | | | | | | | | | | | | | | | | | | | |
| 22 | 34 | 10 | 1 | 14 | 5.5 | 24 | 65 | 39 | 202 | | | | | | | | | | | | | | | | | | | | |
| 23 | 45 | 9 | 1 | 13.5 | 7 | 24 | 64 | 39 | 204 | | | | | | | | | | | | | | | | | | | | |
| 24 | 35 | 11 | 1 | 13.5 | 8.5 | 23 | 63.5 | 44 | 212 | | | | | | | | | | | | | | | | | | | | |
| 25 | 45 | 9 | 1 | 16 | 6 | 24 | 63 | 42 | 220 | | | | | | | | | | | | | | | | | | | | |
| 26 | 56 | 7 | 1 | 15 | 7.5 | 26.5 | 73.5 | 41 | 262 | | | | | | | | | | | | | | | | | | | | |
| 27 | 34 | 10 | 1 | 16.5 | 6.5 | 27 | 72 | 44.5 | 270 | | | | | | | | | | | | | | | | | | | | |
| 28 | 68 | 8 | 1 | 16 | 9 | 29 | 73 | 44 | 332 | | | | | | | | | | | | | | | | | | | | |
| 29 | 55 | 7 | 1 | 16.5 | 9 | 28 | 67.5 | 45 | 344 | | | | | | | | | | | | | | | | | | | | |
| 30 | 115 | 7 | 1 | 17 | 10 | 31.5 | 72 | 49 | 348 | | | | | | | | | | | | | | | | | | | | |
| 31 | 51 | 4 | 1 | 13.5 | 8 | 27 | 68.5 | 49 | 360 | | | | | | | | | | | | | | | | | | | | |
| 32 | 58 | 10 | 1 | 15.5 | 7 | 28 | 70.5 | 50 | 365 | | | | | | | | | | | | | | | | | | | | |
| 33 | 81 | 9 | 1 | 15.5 | 8 | 31 | 72 | 54 | 416 | | | | | | | | | | | | | | | | | | | | |
| 34 | 177 | 9 | 1 | 16 | 9.5 | 30 | 72 | 48 | 436 | | | | | | | | | | | | | | | | | | | | |
| 35 | 70 | 10 | 1 | 15.5 | 7 | 28 | 76.5 | 55 | 446 | | | | | | | | | | | | | | | | | | | | |
| 36 | 83 | 11 | 1 | 15.5 | 8 | 30.5 | 75 | 54 | 514 | | | | | | | | | | | | | | | | | | | | |
| 37 | 9 | 9 | 2 | 9 | 4.5 | 12 | 36 | 19 | 26 | | | | | | | | | | | | | | | | | | | | |
| 38 | 8 | 8 | 2 | 10 | 4.5 | 10 | 43.5 | 24 | 29 | | | | | | | | | | | | | | | | | | | | |
| 39 | 17 | 5 | 2 | 11 | 4.5 | 13 | 46 | 23 | 48 | | | | | | | | | | | | | | | | | | | | |
| 40 | 11 | 11 | 2 | 9 | 5 | 15 | 46 | 27 | 62 | | | | | | | | | | | | | | | | | | | | |
| 41 | 17 | 5 | 2 | 11.5 | 5 | 15 | 52.5 | 28 | 76 | | | | | | | | | | | | | | | | | | | | |
| 42 | 20 | 8 | 2 | 11.5 | 5 | 17.5 | 52 | 29 | 105 | | | | | | | | | | | | | | | | | | | | |
| 43 | 57 | 9 | 2 | 13 | 5.5 | 17.5 | 60.5 | 31 | 116 | | | | | | | | | | | | | | | | | | | | |



Enter BEFORE clicking to Stats Tab

File Home Insert Page Layout Formulas Data Review View Help Acrobat Tell me what you want to do

Clipboard Font Alignment Number Styles Cells Editing

A2 : X ✓ fx =average(AllData!A2:A36)

| | AGE | MONTH | SEX | HEADLEN | HEADWTH | NECK | LENGTH | CHEST | WEIGHT |
|----|----------------------------------|-------|-----|---------|---------|------|--------|-------|--------|
| 19 | 33 | 9 | 1 | 13.5 | 6 | 22 | 66.5 | 34 | 154 |
| 20 | 32 | 8 | 1 | 13 | 8 | 21.5 | 59 | 33 | 166 |
| 21 | AVERAGE(number1, [number2], ...) | | | 14 | 5 | 21.5 | 67 | 37 | 180 |
| 22 | 34 | 10 | 1 | 14 | 5.5 | 24 | 65 | 39 | 202 |
| 23 | 45 | 9 | 1 | 13.5 | 7 | 24 | 64 | 39 | 204 |
| 24 | 35 | 11 | 1 | 13.5 | 8.5 | 23 | 63.5 | 44 | 212 |
| 25 | 45 | 9 | 1 | 16 | 6 | 24 | 63 | 42 | 220 |
| 26 | 56 | 7 | 1 | 15 | 7.5 | 26.5 | 73.5 | 41 | 262 |
| 27 | 34 | 10 | 1 | 16.5 | 6.5 | 27 | 72 | 44.5 | 270 |
| 28 | 68 | 8 | 1 | 16 | 9 | 29 | 73 | 44 | 332 |
| 29 | 55 | 7 | 1 | 16.5 | 9 | 28 | 67.5 | 45 | 344 |
| 30 | 115 | 7 | 1 | 17 | 10 | 31.5 | 72 | 49 | 348 |
| 31 | 51 | 4 | 1 | 13.5 | 8 | 27 | 68.5 | 49 | 360 |
| 32 | 58 | 10 | 1 | 15.5 | 7 | 28 | 70.5 | 50 | 365 |
| 33 | 81 | 9 | 1 | 15.5 | 8 | 31 | 72 | 54 | 416 |
| 34 | 177 | 9 | 1 | 16 | 9.5 | 30 | 72 | 48 | 436 |
| 35 | 70 | 10 | 1 | 15.5 | 7 | 28 | 76.5 | 55 | 446 |
| 36 | 83 | 11 | 1 | 15.5 | 8 | 30.5 | 75 | 54 | 514 |
| 37 | 9 | 9 | 2 | 9 | 4.5 | 12 | 36 | 19 | 26 |
| 38 | 8 | 8 | 2 | 10 | 4.5 | 10 | 43.5 | 24 | 29 |
| 39 | 17 | 5 | 2 | 11 | 4.5 | 13 | 46 | 23 | 48 |
| 40 | 11 | 11 | 2 | 9 | 5 | 15 | 46 | 27 | 62 |
| 41 | 17 | 5 | 2 | 11.5 | 5 | 15 | 52.5 | 28 | 76 |
| 42 | 20 | 8 | 2 | 11.5 | 5 | 17.5 | 52 | 29 | 105 |
| 43 | 57 | 9 | 2 | 13 | 5.5 | 17.5 | 60.5 | 31 | 116 |
| 44 | 57 | 9 | 2 | 12.5 | 5 | 19 | 57.5 | 32 | 125 |
| 45 | 81 | 9 | 2 | 13 | 5 | 20 | 61 | 33 | 132 |
| 46 | 44 | 8 | 2 | 12.5 | 4.5 | 10.5 | 63 | 32 | 140 |
| 47 | 53 | 5 | 2 | 12.5 | 6 | 18 | 58 | 31 | 144 |
| 48 | 104 | 8 | 2 | 15.5 | 6.5 | 22 | 62 | 35 | 166 |
| 49 | 45 | 9 | 2 | 13 | 6.5 | 21 | 60 | 34.5 | 182 |



| | | |
|---|---------|-------|
| 1 | | |
| 2 | AGE | MONTH |
| 3 | | 39.34 |
| 4 | #DIV/0! | 8.49 |
| 5 | | |
| 6 | | |

Average Age for Sex 2 = 51.21

Auto-Fill

File Home Insert Page Layout Formulas Data Review View Help Tell me what you want to do

Spelling Thesaurus | Check Accessibility | Smart Lookup | Translate | New Comment | Delete Previous Next | Show/Hide Comment | Show All Comments | Protect Sheet | Protect Workbook | Share Workbook | Protect and Share Workbook | Allow Users to Edit Ranges | Track Changes | Start Inking | Hide Inking

A3 : x ✓ f =AVERAGE(AllData!A2:A36)

| <u>Averages</u> | | | | | | | | | |
|----------------------------|-------|---------|---------|---------|--------|--------|--------|--------|--|
| AGE | MONTH | SEX | HEADLEN | HEADWTH | NECK | LENGTH | CHEST | WEIGHT | |
| 39.34 | | | | | | | | | |
| 51.21 | | | | | | | | | |
| <u>Standard Deviation</u> | | | | | | | | | |
| AGE | MONTH | SEX | HEADLEN | HEADWTH | NECK | LENGTH | CHEST | WEIGHT | |
| 34.87 | 1.99 | 0.00 | 2.30 | 1.69 | 5.72 | 11.64 | 9.90 | 134.05 | |
| AGE | MONTH | HEADLEN | HEADWTH | NECK | LENGTH | CHEST | WEIGHT | | |
| Sex 1 | | | | | | | | | |
| Average: | 39.34 | 8.49 | 13.23 | 6.47 | 21.71 | 59.42 | 36.81 | 199.74 | |
| Standard Deviation: | 34.87 | 1.99 | 2.30 | 1.69 | 5.72 | 11.64 | 9.90 | 134.05 | |
| Sex 2 | | | | | | | | | |
| Average: | | | | | | | | | |
| Standard Deviation: | 0.00 | 0.00 | 0.00 | 0.00 | 0.00 | 0.00 | 0.00 | 0.00 | |

1. Cursor over bottom right corner → +
2. Drag

Basic Equations: Standard Deviation

| Averages | | | | | | | | |
|----------|-------|------|---------|---------|-------|--------|-------|--------|
| AGE | MONTH | SEX | HEADLEN | HEADWTH | NECK | LENGTH | CHEST | WEIGHT |
| 39.34 | 8.49 | 1.00 | 13.23 | 6.47 | 21.71 | 59.42 | 36.81 | 199.74 |
| 51.21 | 8.26 | 2.00 | 12.45 | 5.68 | 18.42 | 57.13 | 33.55 | 151.84 |

| Standard Deviation | | | | | | | | |
|--------------------|-------|------|---------|---------|------|--------|-------|--------|
| AGE | MONTH | SEX | HEADLEN | HEADWTH | NECK | LENGTH | CHEST | WEIGHT |
| 34.87 | 1.99 | 0.00 | 2.30 | 1.69 | 5.72 | 11.64 | 9.90 | 134.05 |

| | AGE | MONTH | HEADLEN | HEADWTH | NECK | LENGTH | CHEST | WEIGHT |
|----------------------------|-------|-------|---------|---------|-------|--------|-------|--------|
| Sex 1 | | | | | | | | |
| Average: | 39.34 | 8.49 | 13.23 | 6.47 | 21.71 | 59.42 | 36.81 | 199.74 |
| Standard Deviation: | 34.87 | 1.99 | 2.30 | 1.69 | 5.72 | 11.64 | 9.90 | 134.05 |
| Sex 2 | | | | | | | | |
| Average: | | | | | | | | |
| Standard Deviation: | 0.00 | 0.00 | 0.00 | 0.00 | 0.00 | 0.00 | 0.00 | 0.00 |

1. =stdev.s(
2. AllData for the Sex 2 age values
3. Enter
4. Auto-fill

Paste Special

File Home Insert Page Layout Formulas Data Review View Help Tell me what you want to do

Clipboard Font Alignment Number Styles

Normal Bad Good Neutral Calculation
 Check Cell Explanatory... Followed Hy... Hyperlink Input

Insert Delete Format
 AutoSum Fill Clear
 Sort & Find & Filter Select

A4 =AVERAGE(AllData!A37:A55)

| | A | B | C | D | E | F | G | H | I | J | K | L | M | N | O | P | Q | R | S | T | U | V | W | X | Y | |
|----|----------------------------|--------------|--------------|----------------|----------------|-------------|---------------|--------------|---------------|---|---|---|---|---|---|---|---|---|---|---|---|---|---|---|---|--|
| 1 | Averages | | | | | | | | | | | | | | | | | | | | | | | | | |
| 2 | AGE | MONTH | SEX | HEADLEN | HEADWTH | NECK | LENGTH | CHEST | WEIGHT | | | | | | | | | | | | | | | | | |
| 3 | 39.34 | 8.49 | 1.00 | 13.23 | 6.47 | 21.71 | 59.42 | 36.81 | 199.74 | | | | | | | | | | | | | | | | | |
| 4 | 51.21 | 8.26 | 2.00 | 12.45 | 5.68 | 18.42 | 57.13 | 33.55 | 151.84 | | | | | | | | | | | | | | | | | |
| 5 | | | | | | | | | | | | | | | | | | | | | | | | | | |
| 6 | Standard Deviation | | | | | | | | | | | | | | | | | | | | | | | | | |
| 7 | AGE | MONTH | SEX | HEADLEN | HEADWTH | NECK | LENGTH | CHEST | WEIGHT | | | | | | | | | | | | | | | | | |
| 8 | 34.87 | 1.99 | 0.00 | 2.30 | 1.69 | 5.72 | 11.64 | 9.90 | 134.05 | | | | | | | | | | | | | | | | | |
| 9 | 30.90 | 2.08 | 0.00 | 1.76 | 0.96 | 4.95 | 8.81 | 8.07 | 90.38 | | | | | | | | | | | | | | | | | |
| 10 | | | | | | | | | | | | | | | | | | | | | | | | | | |
| 11 | | | | | | | | | | | | | | | | | | | | | | | | | | |
| 12 | | | | | | | | | | | | | | | | | | | | | | | | | | |
| 13 | | AGE | MONTH | HEADLEN | HEADWTH | NECK | LENGTH | CHEST | WEIGHT | | | | | | | | | | | | | | | | | |
| 14 | Sex 1 | | | | | | | | | | | | | | | | | | | | | | | | | |
| 15 | Average: | 39.34 | 8.49 | 13.23 | 6.47 | 21.71 | 59.42 | 36.81 | 199.74 | | | | | | | | | | | | | | | | | |
| 16 | Standard Deviation: | 34.87 | 1.99 | 2.30 | 1.69 | 5.72 | 11.64 | 9.90 | 134.05 | | | | | | | | | | | | | | | | | |
| 17 | Sex 2 | | | | | | | | | | | | | | | | | | | | | | | | | |
| 18 | Average: | | | | | | | | | | | | | | | | | | | | | | | | | |
| 19 | Standard Deviation: | 30.90 | 2.08 | 1.76 | 0.96 | 4.95 | 8.81 | 8.07 | 90.38 | | | | | | | | | | | | | | | | | |
| 20 | | | | | | | | | | | | | | | | | | | | | | | | | | |
| 21 | | | | | | | | | | | | | | | | | | | | | | | | | | |
| 22 | | | | | | | | | | | | | | | | | | | | | | | | | | |
| 23 | | | | | | | | | | | | | | | | | | | | | | | | | | |
| 24 | | | | | | | | | | | | | | | | | | | | | | | | | | |
| 25 | | | | | | | | | | | | | | | | | | | | | | | | | | |
| 26 | | | | | | | | | | | | | | | | | | | | | | | | | | |
| 27 | | | | | | | | | | | | | | | | | | | | | | | | | | |
| 28 | | | | | | | | | | | | | | | | | | | | | | | | | | |
| 29 | | | | | | | | | | | | | | | | | | | | | | | | | | |
| 30 | | | | | | | | | | | | | | | | | | | | | | | | | | |
| 31 | | | | | | | | | | | | | | | | | | | | | | | | | | |
| 32 | | | | | | | | | | | | | | | | | | | | | | | | | | |

A4 =AVERAGE(AllData!A37:A55)

| Averages | | | | | | | | |
|----------|-------|------|---------|---------|-------|--------|-------|--------|
| AGE | MONTH | SEX | HEADLEN | HEADWTH | NECK | LENGTH | CHEST | WEIGHT |
| 39.34 | 8.49 | 1.00 | 13.23 | 6.47 | 21.71 | 59.42 | 36.81 | 199.74 |
| 51.21 | 8.26 | 2.00 | 12.45 | 5.68 | 18.42 | 57.13 | 33.55 | 151.84 |

| Standard Deviation | | | | | | | | |
|--------------------|-------|------|---------|---------|------|--------|-------|--------|
| AGE | MONTH | SEX | HEADLEN | HEADWTH | NECK | LENGTH | CHEST | WEIGHT |
| 34.87 | 1.99 | 0.00 | 2.30 | 1.69 | 5.72 | 11.64 | 9.90 | 134.05 |
| 30.90 | 2.08 | 0.00 | 1.76 | 0.96 | 4.95 | 8.81 | 8.07 | 90.38 |

| | AGE | MONTH | HEADLEN | HEADWTH | NECK | LENGTH | CHEST | WEIGHT |
|---------------------|-------|-------|---------|---------|-------|--------|-------|--------|
| Sex 1 | | | | | | | | |
| Average: | 39.34 | 8.49 | 13.23 | 6.47 | 21.71 | 59.42 | 36.81 | 199.74 |
| Standard Deviation: | 34.87 | 1.99 | 2.30 | 1.69 | 5.72 | 11.64 | 9.90 | 134.05 |
| Sex 2 | | | | | | | | |
| Average: | 51.21 | 8.26 | 12.45 | 5.68 | 18.42 | 57.13 | 33.55 | 151.84 |
| Standard Deviation: | 30.90 | 2.08 | 1.76 | 0.96 | 4.95 | 8.81 | 8.07 | 90.38 |

1. Copy
2. Right click destination
→ "123"

Cut

Copy

Paste Options:

123

Paste Special...

Smart Lookup

Insert Copied Cells...

Delete...

Clear Contents

Quick Analysis

Filter

Sort

Insert Comment

Format Cells...

Pick From Drop-down List...

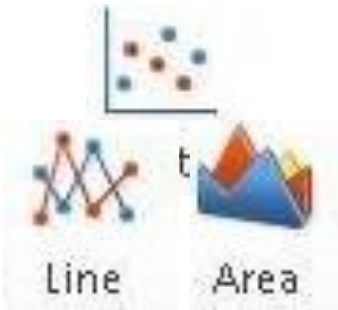
Define Name...

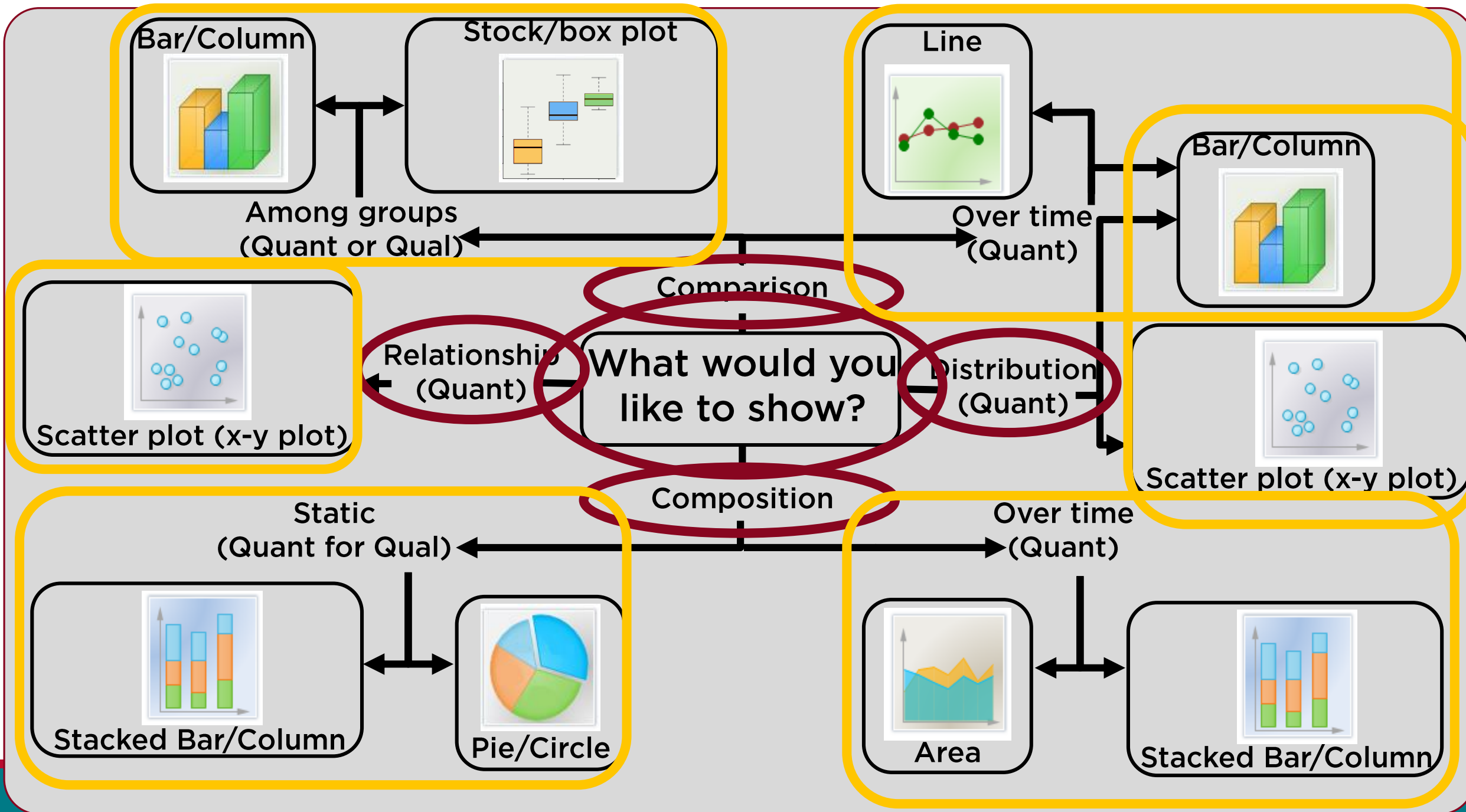
Link

 2. Double click

Unit 3: Graphing

- Column/Bar graph
- Scatter plot
- Line graph
- Pie chart





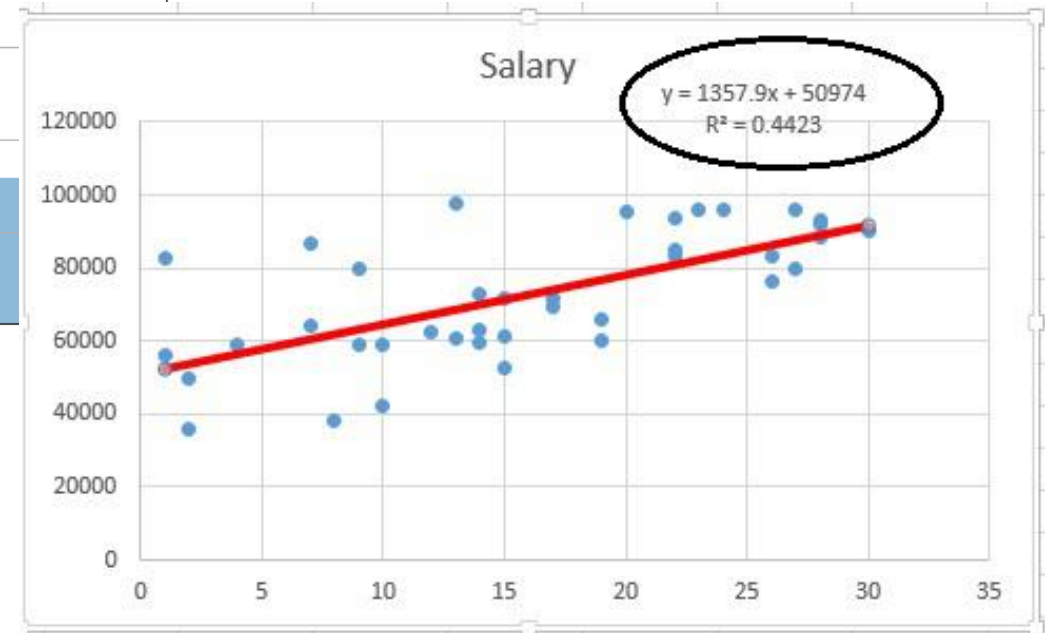
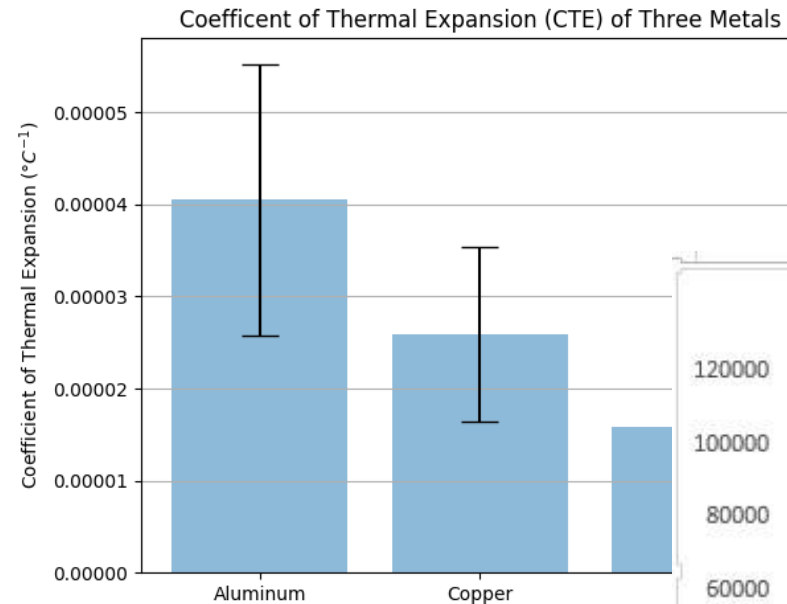
Graphs for Today

Column/Bar graph

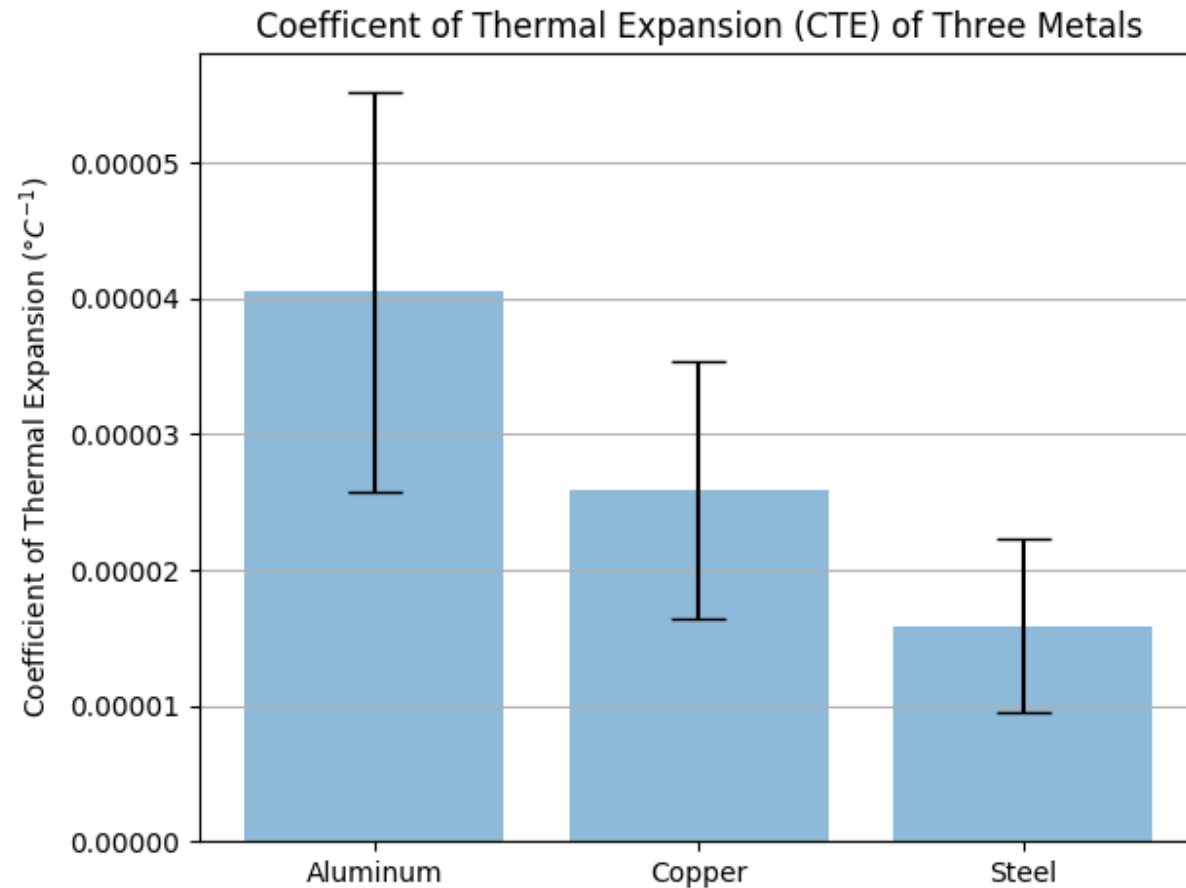
- Error Bars

Scatter plot

- Trendlines



Column/Bar graph

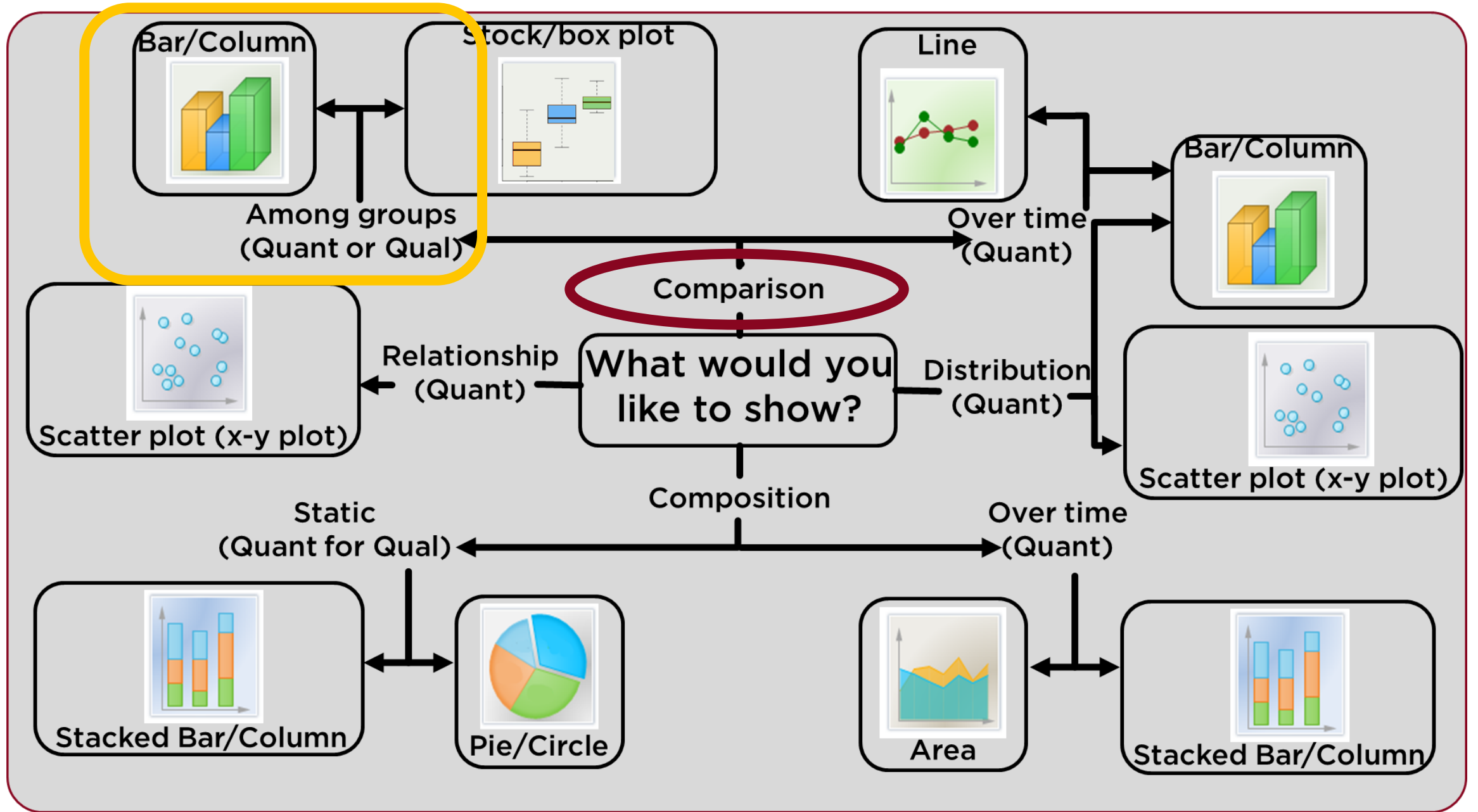


First determine

What do you want your graph or chart to say?

What type of data do you have?

What type of graph is appropriate?



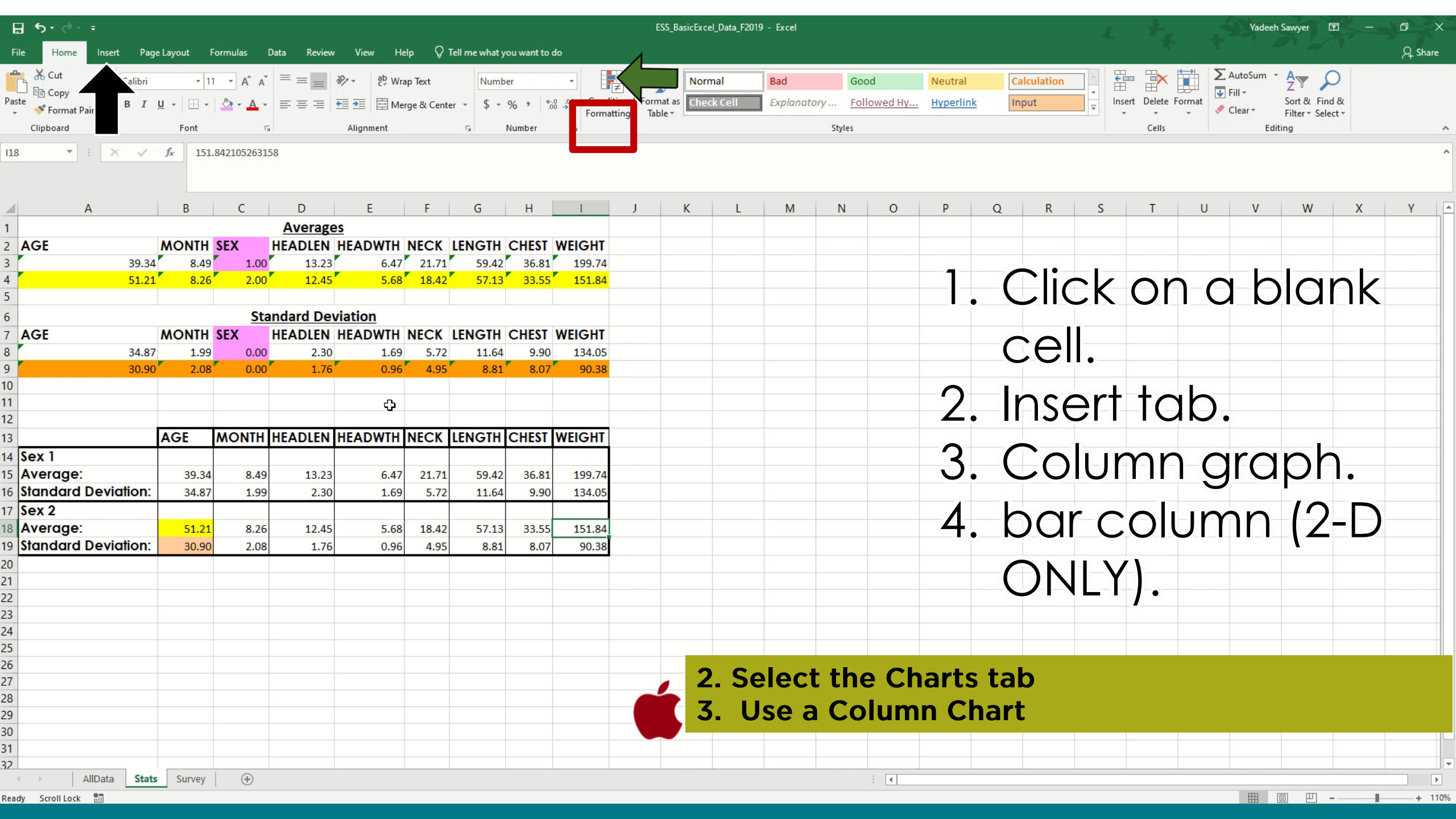
Compare measurements between groups

Next determine

For column/bar graphs:

- What are your series (groups)?
 - Sex 1 & 2
- What are your x-axis categories?
 - Measurements

Column/Bar Graphs



Clipboard: Cut, Copy, Paste, Format Painter

Font: Calibri, 11, Bold, Italic, Underline, Text Color, Background Color

Alignment: Wrap Text, Merge & Center

Number: Number, Accounting, Currency, Percentage, Decimals, Fraction, Scientific, Text, Custom

Formatting: **Formatting**

Styles: Normal, Bad, Good, Neutral, Calculation, Check Cell, Explanatory..., Followed Hy..., Hyperlink, Input

Cells: Insert, Delete, Format

Editing: AutoSum, Fill, Clear, Sort & Filter, Find & Select

I18 151.842105263158

| Averages | | | | | | | | | |
|----------------------------|-------|---------|---------|---------|--------|--------|--------|--------|--|
| AGE | MONTH | SEX | HEADLEN | HEADWTH | NECK | LENGTH | CHEST | WEIGHT | |
| 39.34 | 8.49 | 1.00 | 13.23 | 6.47 | 21.71 | 59.42 | 36.81 | 199.74 | |
| 51.21 | 8.26 | 2.00 | 12.45 | 5.68 | 18.42 | 57.13 | 33.55 | 151.84 | |
| Standard Deviation | | | | | | | | | |
| AGE | MONTH | SEX | HEADLEN | HEADWTH | NECK | LENGTH | CHEST | WEIGHT | |
| 34.87 | 1.99 | 0.00 | 2.30 | 1.69 | 5.72 | 11.64 | 9.90 | 134.05 | |
| 30.90 | 2.08 | 0.00 | 1.76 | 0.96 | 4.95 | 8.81 | 8.07 | 90.38 | |
| AGE | MONTH | HEADLEN | HEADWTH | NECK | LENGTH | CHEST | WEIGHT | | |
| Sex 1 | | | | | | | | | |
| Average: | 39.34 | 8.49 | 13.23 | 6.47 | 21.71 | 59.42 | 36.81 | 199.74 | |
| Standard Deviation: | 34.87 | 1.99 | 2.30 | 1.69 | 5.72 | 11.64 | 9.90 | 134.05 | |
| Sex 2 | | | | | | | | | |
| Average: | 51.21 | 8.26 | 12.45 | 5.68 | 18.42 | 57.13 | 33.55 | 151.84 | |
| Standard Deviation: | 30.90 | 2.08 | 1.76 | 0.96 | 4.95 | 8.81 | 8.07 | 90.38 | |

1. Click on a blank cell.
2. Insert tab.
3. Column graph.
4. bar column (2-D ONLY).



2. Select the Charts tab
3. Use a Column Chart

File Home Insert Page Layout Formulas Data Review View Help Design Format Tell me what you want to do

Chart Tools: Chart Styles, Chart Layouts, Chart Elements, Chart Colors, Chart Data, Chart Type, Chart Location

Chart 1 [X] [Y] [Z]

A B C D E F G H I J K L M N O P Q R S T U V W X Y

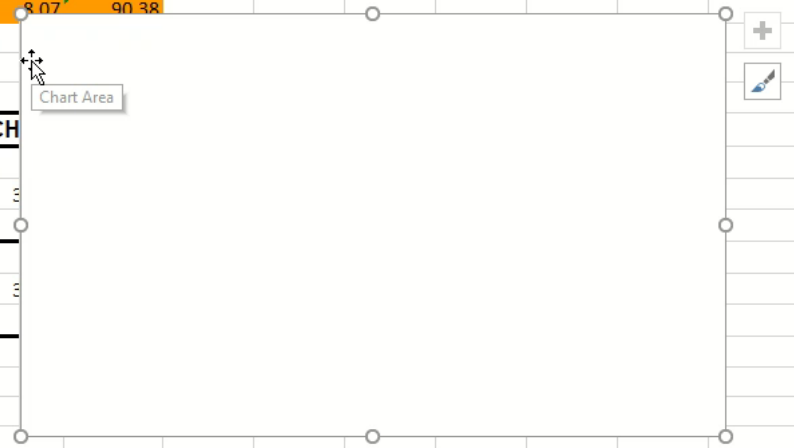
Averages

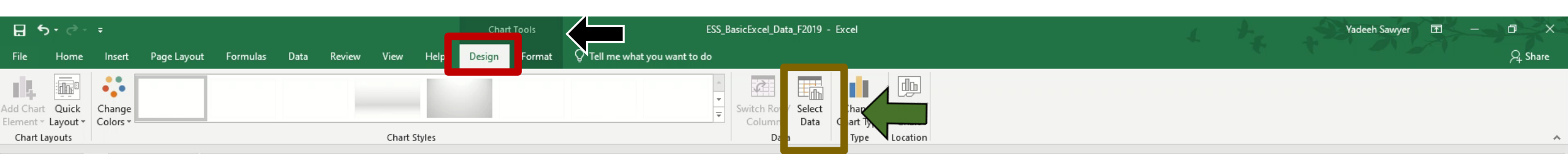
| AGE | MONTH | SEX | HEADLEN | HEADWTH | NECK | LENGTH | CHEST | WEIGHT |
|-------|-------|------|---------|---------|-------|--------|-------|--------|
| 39.34 | 8.49 | 1.00 | 13.23 | 6.47 | 21.71 | 59.42 | 36.81 | 199.74 |
| 51.21 | 8.26 | 2.00 | 12.45 | 5.68 | 18.42 | 57.13 | 33.55 | 151.84 |

Standard Deviation

| AGE | MONTH | SEX | HEADLEN | HEADWTH | NECK | LENGTH | CHEST | WEIGHT |
|-------|-------|------|---------|---------|------|--------|-------|--------|
| 34.87 | 1.99 | 0.00 | 2.30 | 1.69 | 5.72 | 11.64 | 9.90 | 134.05 |
| 30.90 | 2.08 | 0.00 | 1.76 | 0.96 | 4.95 | 8.81 | 8.07 | 90.38 |

| | AGE | MONTH | HEADLEN | HEADWTH | NECK | LENGTH | CH |
|---------------------|-------|-------|---------|---------|-------|--------|-------|
| Sex 1 | | | | | | | |
| Average: | 39.34 | 8.49 | 13.23 | 6.47 | 21.71 | 59.42 | 36.81 |
| Standard Deviation: | 34.87 | 1.99 | 2.30 | 1.69 | 5.72 | 11.64 | 9.90 |
| Sex 2 | | | | | | | |
| Average: | 51.21 | 8.26 | 12.45 | 5.68 | 18.42 | 57.13 | 33.55 |
| Standard Deviation: | 30.90 | 2.08 | 1.76 | 0.96 | 4.95 | 8.81 | 8.07 |





| Averages | | | | | | | | |
|---------------------|-------|---------|---------|---------|--------|--------|--------|--------|
| AGE | MONTH | SEX | HEADLEN | HEADWTH | NECK | LENGTH | CHEST | WEIGHT |
| 39.34 | 8.49 | 1.00 | 13.23 | 6.47 | 21.71 | 59.42 | 36.81 | 199.74 |
| 51.21 | 8.26 | 2.00 | 12.45 | 5.68 | 18.42 | 57.13 | 33.55 | 151.84 |
| Standard Deviation | | | | | | | | |
| AGE | MONTH | SEX | HEADLEN | HEADWTH | NECK | LENGTH | CHEST | WEIGHT |
| 34.87 | 1.99 | 0.00 | 2.30 | 1.69 | 5.72 | 11.64 | 9.90 | 134.05 |
| 30.90 | 2.08 | 0.00 | 1.76 | 0.96 | 4.95 | 8.81 | 8.07 | 90.38 |
| AGE | MONTH | HEADLEN | HEADWTH | NECK | LENGTH | CHEST | WEIGHT | |
| Sex 1 | | | | | | | | |
| Average: | 39.34 | 8.49 | 13.23 | 6.47 | 21.71 | 59.42 | 36.81 | 199.74 |
| Standard Deviation: | 34.87 | 1.99 | 2.30 | 1.69 | 5.72 | 11.64 | 9.90 | 134.05 |
| Sex 2 | | | | | | | | |
| Average: | 51.21 | 8.26 | 12.45 | 5.68 | 18.42 | 57.13 | 33.55 | 151.84 |
| Standard Deviation: | 30.90 | 2.08 | 1.76 | 0.96 | 4.95 | 8.81 | 8.07 | 90.38 |

1. Chart Tools:
Design Tab
2. Select Data



2. Button under Chart Tab

K12

| | Averages | | | | | | | |
|----------------------------|----------|------|---------|---------|-------|--------|-------|--------|
| AGE | MONTH | SEX | HEADLEN | HEADWTH | NECK | LENGTH | CHEST | WEIGHT |
| 39.34 | | | | | | | | |
| 51.21 | | | | | | | | |
| | | | | | | | | |
| 34.87 | | | | | | | | |
| 30.90 | | | | | | | | |
| | | | | | | | | |
| Sex 1 | | | | | | | | |
| Average: | | | | | | | | |
| Standard Deviation: | | | | | | | | |
| Sex 2 | | | | | | | | |
| Average: | 51.21 | 8.26 | 12.45 | 5.68 | 18.42 | 57.13 | 33.55 | 151.84 |
| Standard Deviation: | 30.90 | 2.08 | 1.76 | 0.96 | 4.95 | 8.81 | 8.07 | 90.38 |

Select Data Source

Chart data range: =Stats!\$B\$15:\$I\$15

Switch Row/Column

Legend Entries (Series)

Horizontal (Category) Axis Labels

OK Cancel

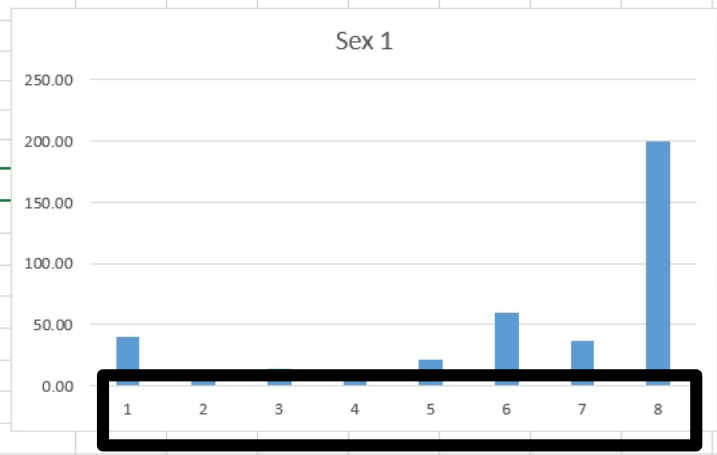
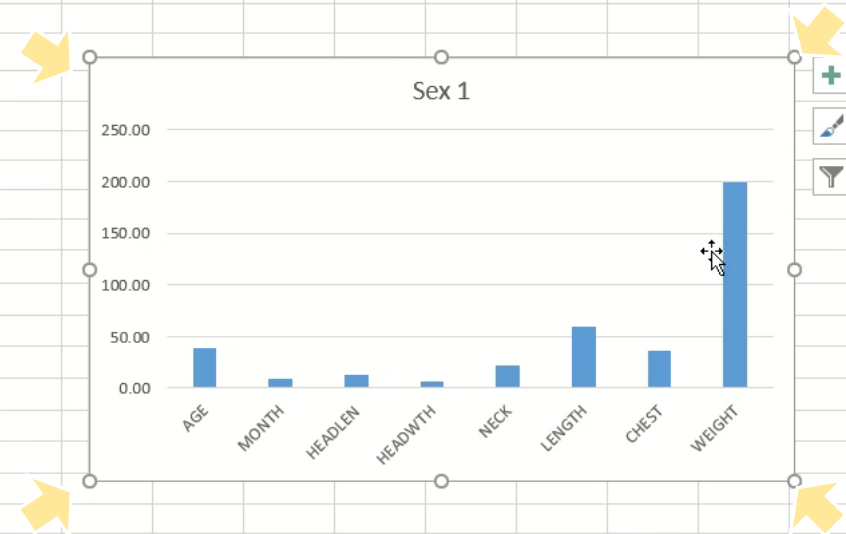


Chart 1

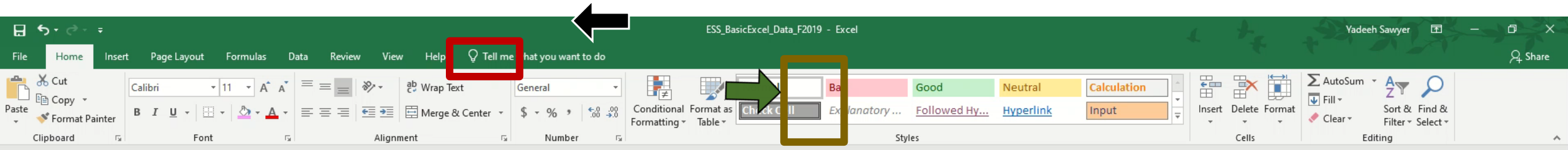
| Averages | | | | | | | | | |
|----------|-------|------|---------|---------|-------|--------|-------|--------|--|
| AGE | MONTH | SEX | HEADLEN | HEADWTH | NECK | LENGTH | CHEST | WEIGHT | |
| 39.34 | 8.49 | 1.00 | 13.23 | 6.47 | 21.71 | 59.42 | 36.81 | 199.74 | |
| 51.21 | 8.26 | 2.00 | 12.45 | 5.68 | 18.42 | 57.13 | 33.55 | 151.84 | |

| Standard Deviation | | | | | | | | | |
|--------------------|-------|------|---------|---------|------|--------|-------|--------|--|
| AGE | MONTH | SEX | HEADLEN | HEADWTH | NECK | LENGTH | CHEST | WEIGHT | |
| 34.87 | 1.99 | 0.00 | 2.30 | 1.69 | 5.72 | 11.64 | 9.90 | 134.05 | |
| 30.90 | 2.08 | 0.00 | 1.76 | 0.96 | 4.95 | 8.81 | 8.07 | 90.38 | |

| | AGE | MONTH | HEADLEN | HEADWTH | NECK | LENGTH | CHEST | WEIGHT |
|---------------------|-------|-------|---------|---------|-------|--------|-------|--------|
| Sex 1 | | | | | | | | |
| Average: | 39.34 | 8.49 | 13.23 | 6.47 | 21.71 | 59.42 | 36.81 | 199.74 |
| Standard Deviation: | 34.87 | 1.99 | 2.30 | 1.69 | 5.72 | 11.64 | 9.90 | 134.05 |
| Sex 2 | | | | | | | | |
| Average: | 51.21 | 8.26 | 12.45 | 5.68 | 18.42 | 57.13 | 33.55 | 151.84 |
| Standard Deviation: | 30.90 | 2.08 | 1.76 | 0.96 | 4.95 | 8.81 | 8.07 | 90.38 |

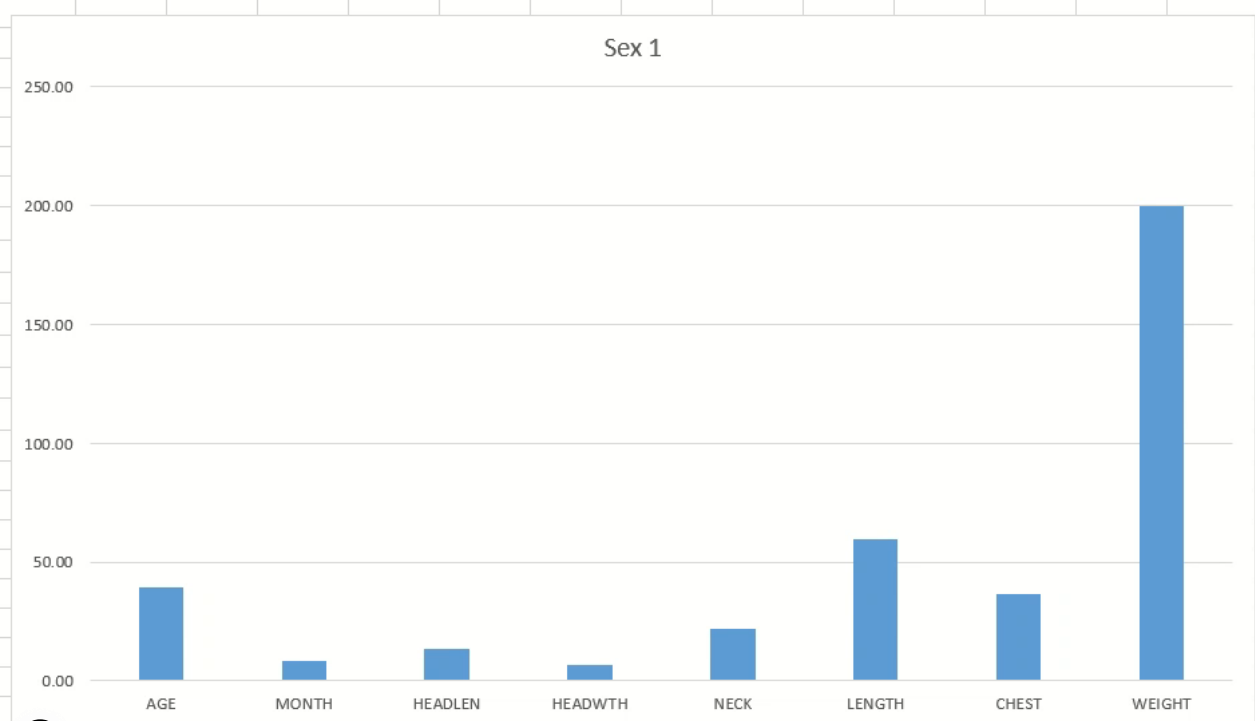


If the graph is too small, you can increase the size by "grabbing" ANY of the corners in the graph.



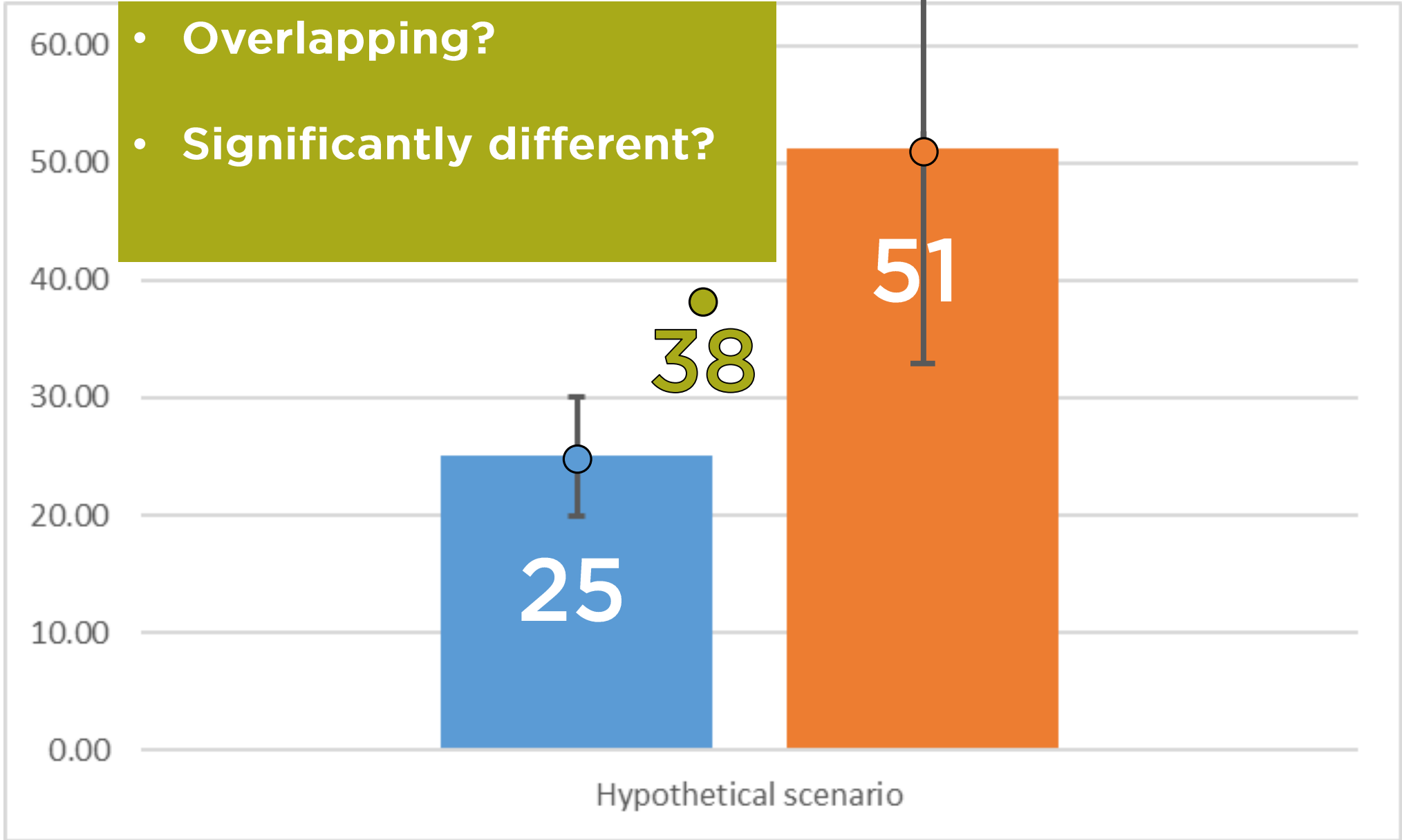
| Averages | | | | | | | | |
|--------------------|-------|------|---------|---------|-------|--------|-------|--------|
| AGE | MONTH | SEX | HEADLEN | HEADWTH | NECK | LENGTH | CHEST | WEIGHT |
| 39.34 | 8.49 | 1.00 | 13.23 | 6.47 | 21.71 | 59.42 | 36.81 | 199.74 |
| 51.21 | 8.26 | 2.00 | 12.45 | 5.68 | 18.42 | 57.13 | 33.55 | 151.84 |
| Standard Deviation | | | | | | | | |
| AGE | MONTH | SEX | HEADLEN | HEADWTH | NECK | LENGTH | CHEST | WEIGHT |
| 34.87 | 1.99 | 0.00 | 2.30 | 1.69 | 5.72 | 11.64 | 9.90 | 134.05 |
| 30.90 | 2.08 | 0.00 | 1.76 | 0.96 | 4.95 | 8.81 | 8.07 | 90.38 |

| | AGE | MONTH | HEADLEN | HEADWTH | NECK | LENGTH | CHEST | WEIGHT |
|---------------------|-------|-------|---------|---------|-------|--------|-------|--------|
| Sex 1 | | | | | | | | |
| Average: | 39.34 | 8.49 | 13.23 | 6.47 | 21.71 | 59.42 | 36.81 | 199.74 |
| Standard Deviation: | 34.87 | 1.99 | 2.30 | 1.69 | 5.72 | 11.64 | 9.90 | 134.05 |
| Sex 2 | | | | | | | | |
| Average: | 51.21 | 8.26 | 12.45 | 5.68 | 18.42 | 57.13 | 33.55 | 151.84 |
| Standard Deviation: | 30.90 | 2.08 | 1.76 | 0.96 | 4.95 | 8.81 | 8.07 | 90.38 |



Repeat the process for Sex 2

Error Bars



• Overlapping?

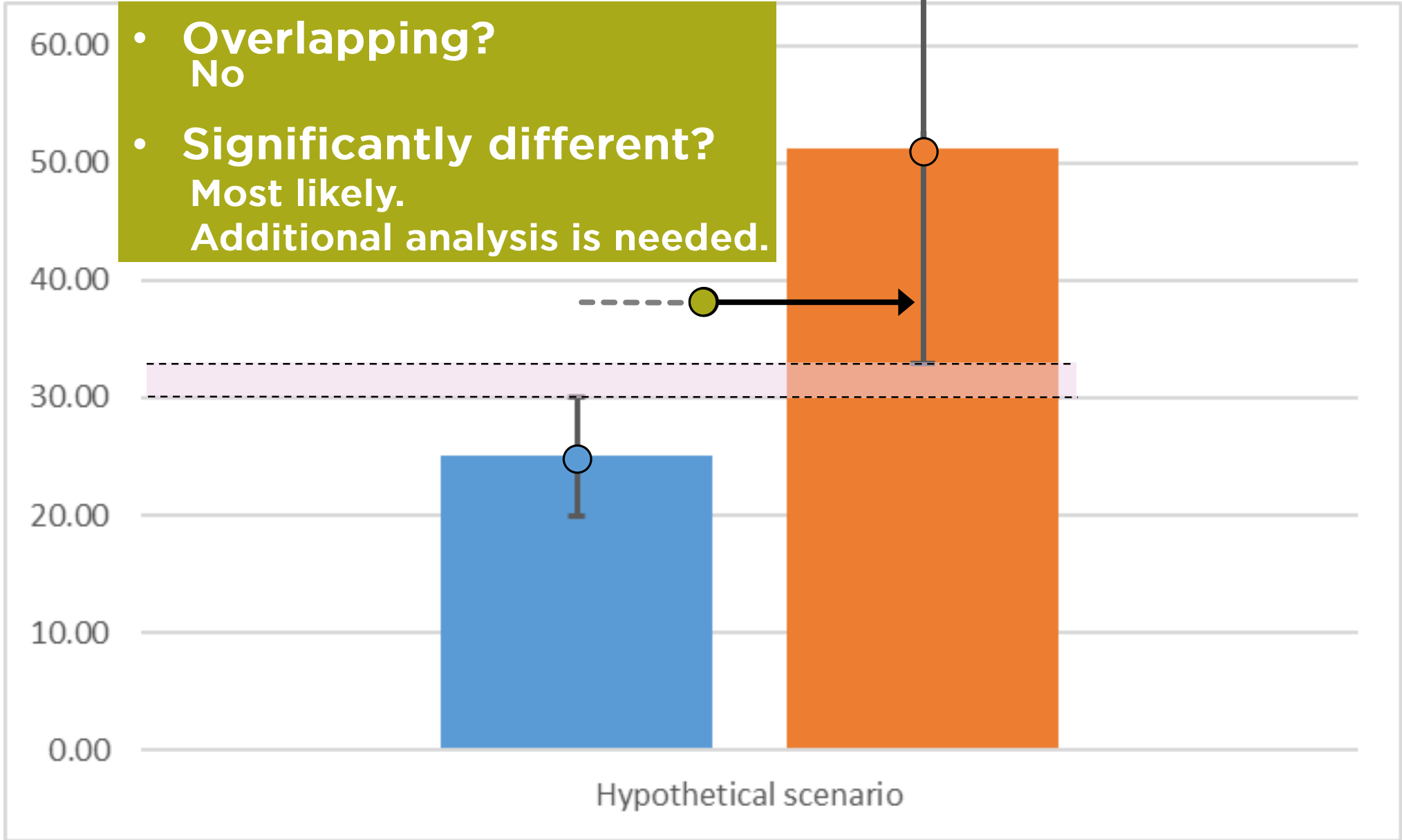
• Significantly different?

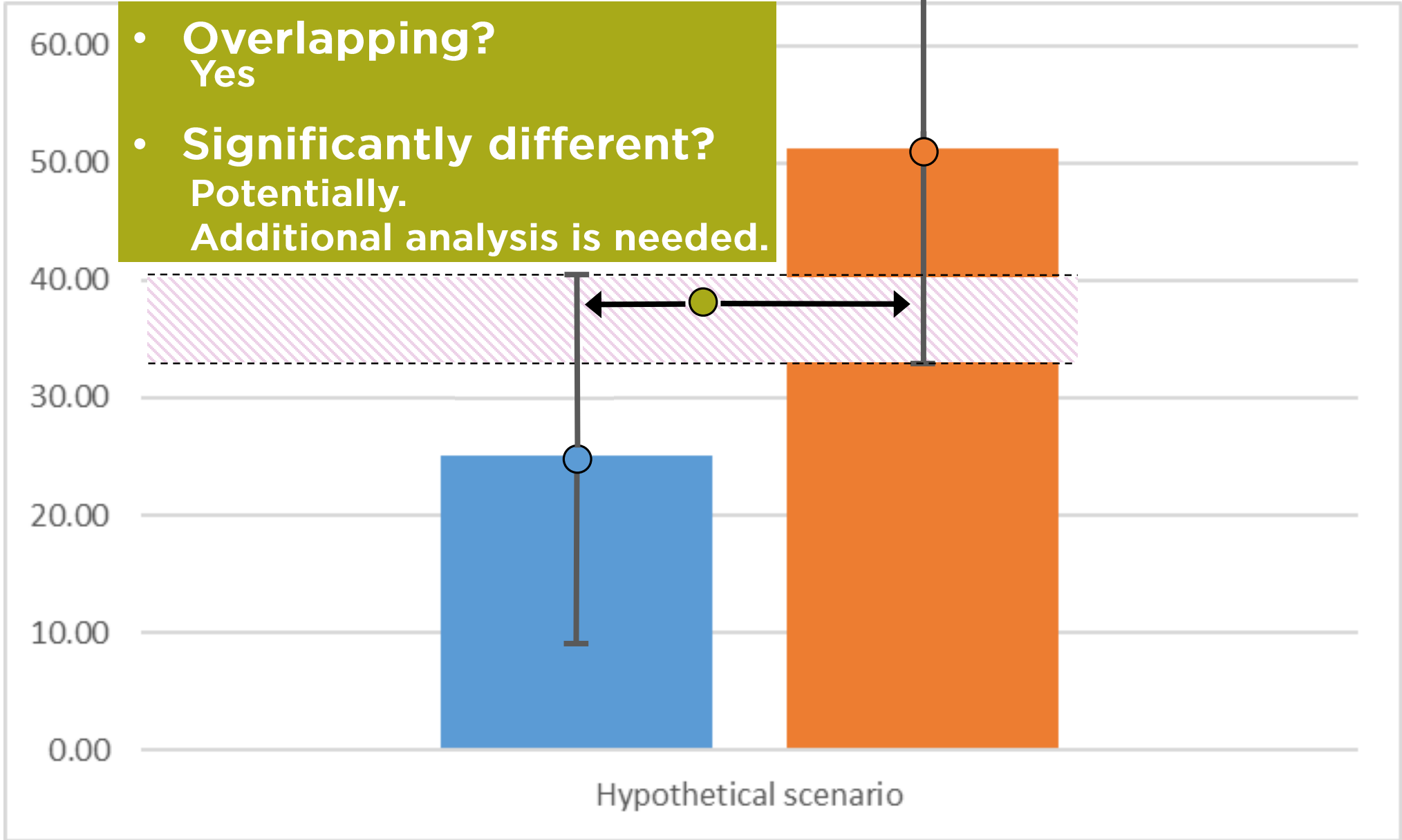
25

38

51

Hypothetical scenario

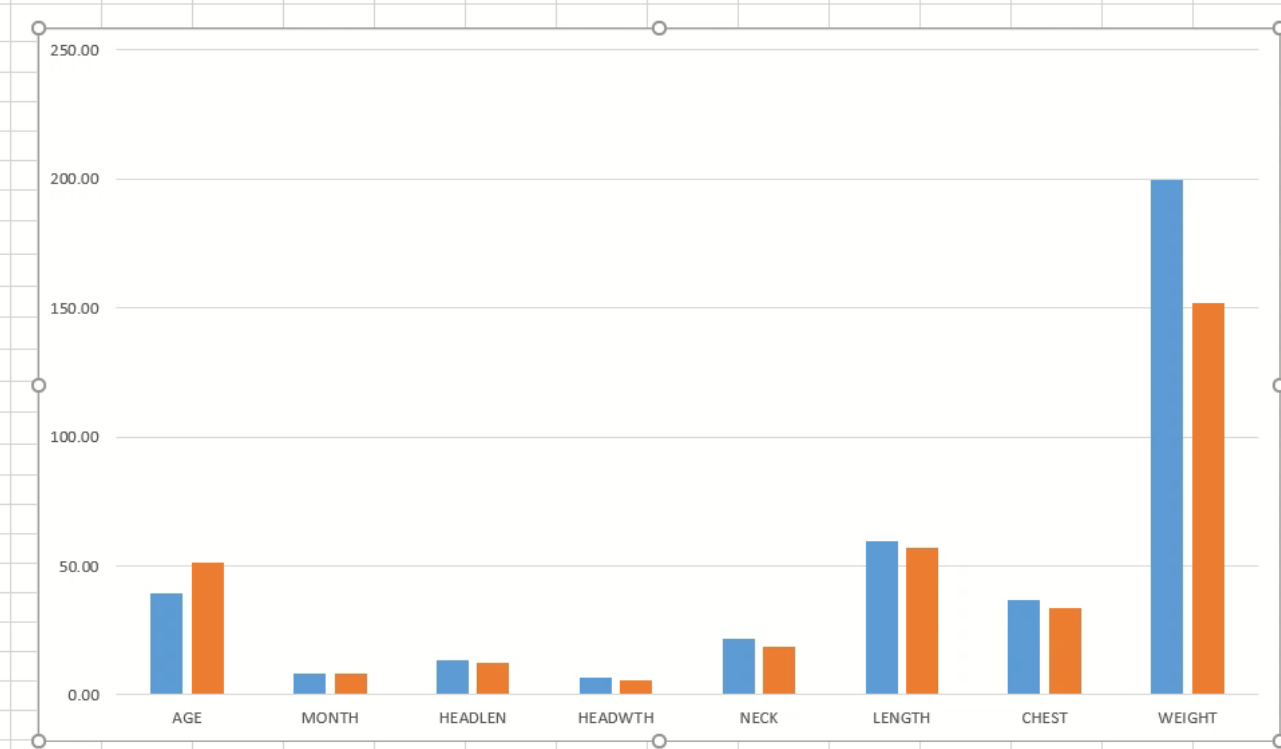




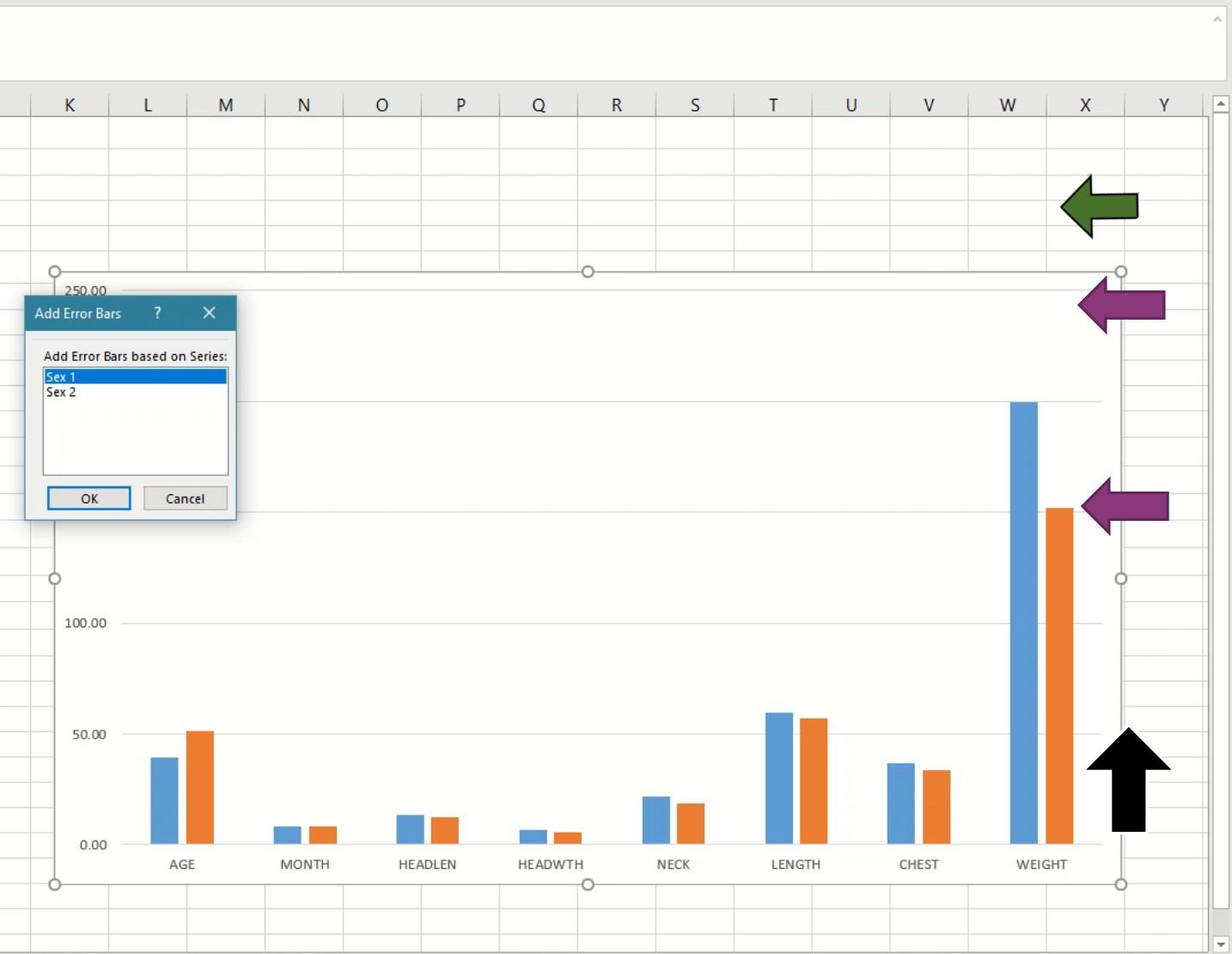
| Averages | | | | | | | | |
|----------|-------|------|---------|---------|-------|--------|-------|--------|
| AGE | MONTH | SEX | HEADLEN | HEADWTH | NECK | LENGTH | CHEST | WEIGHT |
| 39.34 | 8.49 | 1.00 | 13.23 | 6.47 | 21.71 | 59.42 | 36.81 | 199.74 |
| 51.21 | 8.26 | 2.00 | 12.45 | 5.68 | 18.42 | 57.13 | 33.55 | 151.84 |

| Standard Deviation | | | | | | | | |
|--------------------|-------|------|---------|---------|------|--------|-------|--------|
| AGE | MONTH | SEX | HEADLEN | HEADWTH | NECK | LENGTH | CHEST | WEIGHT |
| 34.87 | 1.99 | 0.00 | 2.30 | 1.69 | 5.72 | 11.64 | 9.90 | 134.05 |
| 30.90 | 2.08 | 0.00 | 1.76 | 0.96 | 4.95 | 8.81 | 8.07 | 90.38 |

| | AGE | MONTH | HEADLEN | HEADWTH | NECK | LENGTH | CHEST | WEIGHT |
|---------------------|-------|-------|---------|---------|-------|--------|-------|--------|
| Sex 1 | | | | | | | | |
| Average: | 39.34 | 8.49 | 13.23 | 6.47 | 21.71 | 59.42 | 36.81 | 199.74 |
| Standard Deviation: | 34.87 | 1.99 | 2.30 | 1.69 | 5.72 | 11.64 | 9.90 | 134.05 |
| Sex 2 | | | | | | | | |
| Average: | 51.21 | 8.26 | 12.45 | 5.68 | 18.42 | 57.13 | 33.55 | 151.84 |
| Standard Deviation: | 30.90 | 2.08 | 1.76 | 0.96 | 4.95 | 8.81 | 8.07 | 90.38 |

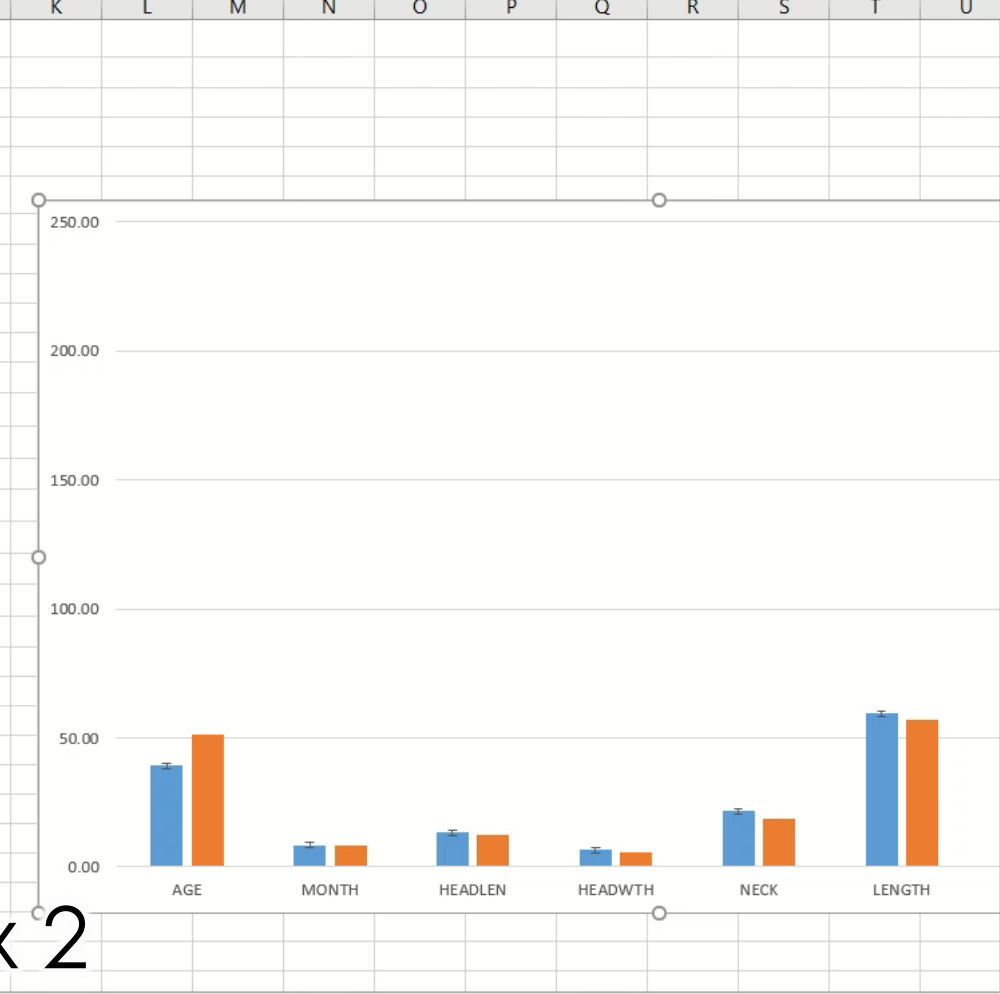


| Averages | | | | | | | | | |
|----------------------------|-------|---------|---------|---------|--------|--------|--------|--------|--|
| AGE | MONTH | SEX | HEADLEN | HEADWTH | NECK | LENGTH | CHEST | WEIGHT | |
| 39.34 | 8.49 | 1.00 | 13.23 | 6.47 | 21.71 | 59.42 | 36.81 | 199.74 | |
| 51.21 | 8.26 | 2.00 | 12.45 | 5.68 | 18.42 | 57.13 | 33.55 | 151.84 | |
| Standard Deviation | | | | | | | | | |
| AGE | MONTH | SEX | HEADLEN | HEADWTH | NECK | LENGTH | CHEST | WEIGHT | |
| 34.87 | 1.99 | 0.00 | 2.30 | 1.69 | 5.72 | 11.64 | 9.90 | 134.05 | |
| 30.90 | 2.08 | 0.00 | 1.76 | 0.96 | 4.95 | 8.81 | 8.07 | 90.38 | |
| AGE | MONTH | HEADLEN | HEADWTH | NECK | LENGTH | CHEST | WEIGHT | | |
| Sex 1 | | | | | | | | | |
| Average: | 39.34 | 8.49 | 13.23 | 6.47 | 21.71 | 59.42 | 36.81 | 199.74 | |
| Standard Deviation: | 34.87 | 1.99 | 2.30 | 1.69 | 5.72 | 11.64 | 9.90 | 134.05 | |
| Sex 2 | | | | | | | | | |
| Average: | 51.21 | 8.26 | 12.45 | 5.68 | 18.42 | 57.13 | 33.55 | 151.84 | |
| Standard Deviation: | 30.90 | 2.08 | 1.76 | 0.96 | 4.95 | 8.81 | 8.07 | 90.38 | |



| Averages | | | | | | | | | |
|--------------------|-------|------|---------|---------|-------|--------|-------|--------|--|
| AGE | MONTH | SEX | HEADLEN | HEADWTH | NECK | LENGTH | CHEST | WEIGHT | |
| 39.34 | 8.49 | 1.00 | 13.23 | 6.47 | 21.71 | 59.42 | 36.81 | 199.74 | |
| 51.21 | 8.26 | 2.00 | 12.45 | 5.68 | 18.42 | 57.13 | 33.55 | 151.84 | |
| Standard Deviation | | | | | | | | | |
| AGE | MONTH | SEX | HEADLEN | HEADWTH | NECK | LENGTH | CHEST | WEIGHT | |
| 34.87 | 1.99 | 0.00 | 2.30 | 1.69 | 5.72 | 11.64 | 9.90 | 134.05 | |
| 30.90 | 2.08 | 0.00 | 1.76 | 0.96 | 4.95 | 8.81 | 8.07 | 90.38 | |

| | AGE | MONTH | HEADLEN | HEADWTH | NECK | LENGTH | CHEST | WEIGHT |
|---------------------|-------|-------|---------|---------|-------|--------|-------|--------|
| Sex 1 | | | | | | | | |
| Average: | 39.34 | 8.49 | 13.23 | 6.47 | 21.71 | 59.42 | 36.81 | 199.74 |
| Standard Deviation: | 34.87 | 1.99 | 2.30 | 1.69 | 5.72 | 11.64 | 9.90 | 134.05 |
| Sex 2 | | | | | | | | |
| Average: | 51.21 | 8.26 | 12.45 | 5.68 | 18.42 | 57.13 | 33.55 | 151.84 |
| Standard Deviation: | 30.90 | 2.08 | 1.76 | 0.96 | 4.95 | 8.81 | 8.07 | 90.38 |



Format Error Bars

Error Bar Options

Vertical Error Bar

Direction

- Both
- Minus
- Plus

End Style

- No Cap
- Cap

Error Amount

- Fixed value: 50.0
- Percentage: 5.0 %
- Standard deviation(s): 1.0
- Standard error
- Custom: Specify Value

Repeat the process for Sex 2

Other Chart Elements

File Home Insert Page Layout Formulas Data Review View Help Tell me what you want to do

Clipboard Font Alignment Number Styles

Normal Bad Good Neutral Calculation
Check Cell Explanatory... Followed Hy... Hyperlink Input

Cells Editing

J24

| Averages | | | | | | | | | |
|----------|-------|------|---------|---------|-------|--------|-------|--------|--|
| AGE | MONTH | SEX | HEADLEN | HEADWTH | NECK | LENGTH | CHEST | WEIGHT | |
| 39.34 | 8.49 | 1.00 | 13.23 | 6.47 | 21.71 | 59.42 | 36.81 | 199.74 | |
| 51.21 | 8.26 | 2.00 | 12.45 | 5.68 | 18.42 | 57.13 | 33.55 | 151.84 | |

| Standard Deviation | | | | | | | | | |
|--------------------|-------|------|---------|---------|------|--------|-------|--------|--|
| AGE | MONTH | SEX | HEADLEN | HEADWTH | NECK | LENGTH | CHEST | WEIGHT | |
| 34.87 | 1.99 | 0.00 | 2.30 | 1.69 | 5.72 | 11.64 | 9.90 | 134.05 | |
| 30.90 | 2.08 | 0.00 | 1.76 | 0.96 | 4.95 | 8.81 | 8.07 | 90.38 | |

| | AGE | MONTH | HEADLEN | HEADWTH | NECK | LENGTH | CHEST | WEIGHT |
|---------------------|-------|-------|---------|---------|-------|--------|-------|--------|
| Sex 1 | | | | | | | | |
| Average: | 39.34 | 8.49 | 13.23 | 6.47 | 21.71 | 59.42 | 36.81 | 199.74 |
| Standard Deviation: | 34.87 | 1.99 | 2.30 | 1.69 | 5.72 | 11.64 | 9.90 | 134.05 |
| Sex 2 | | | | | | | | |
| Average: | 51.21 | 8.26 | 12.45 | 5.68 | 18.42 | 57.13 | 33.55 | 151.84 |
| Standard Deviation: | 30.90 | 2.08 | 1.76 | 0.96 | 4.95 | 8.81 | 8.07 | 90.38 |

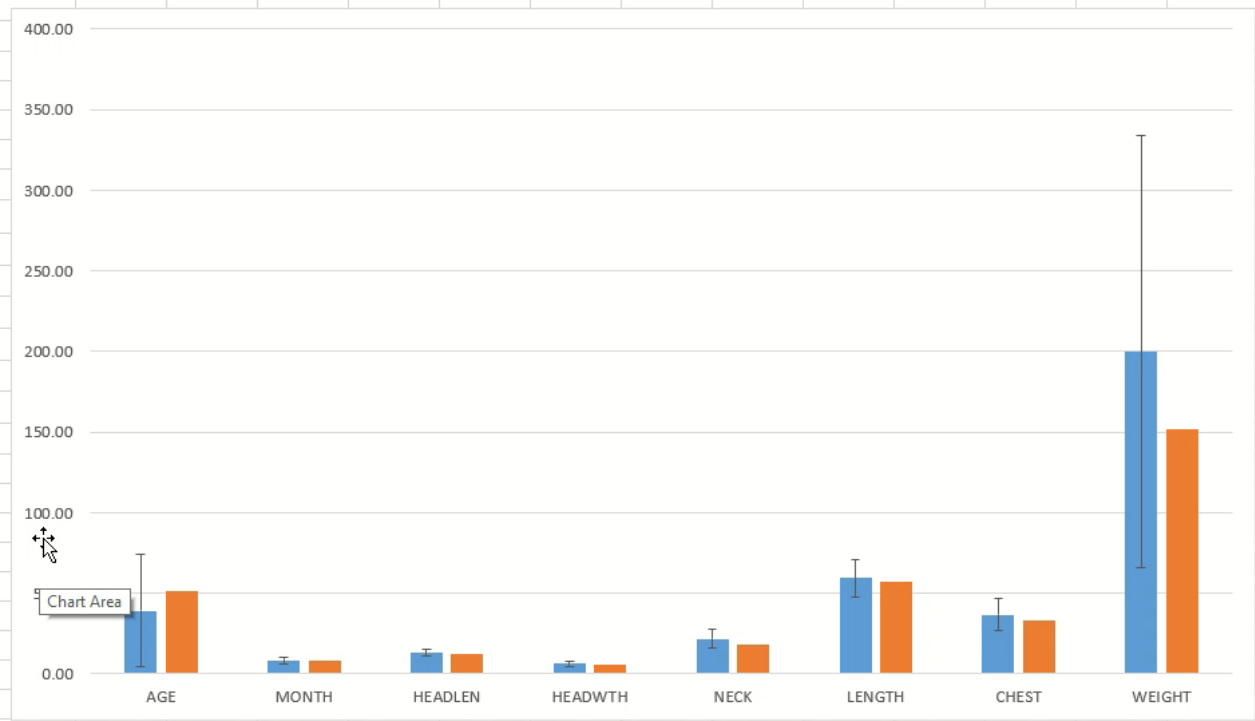
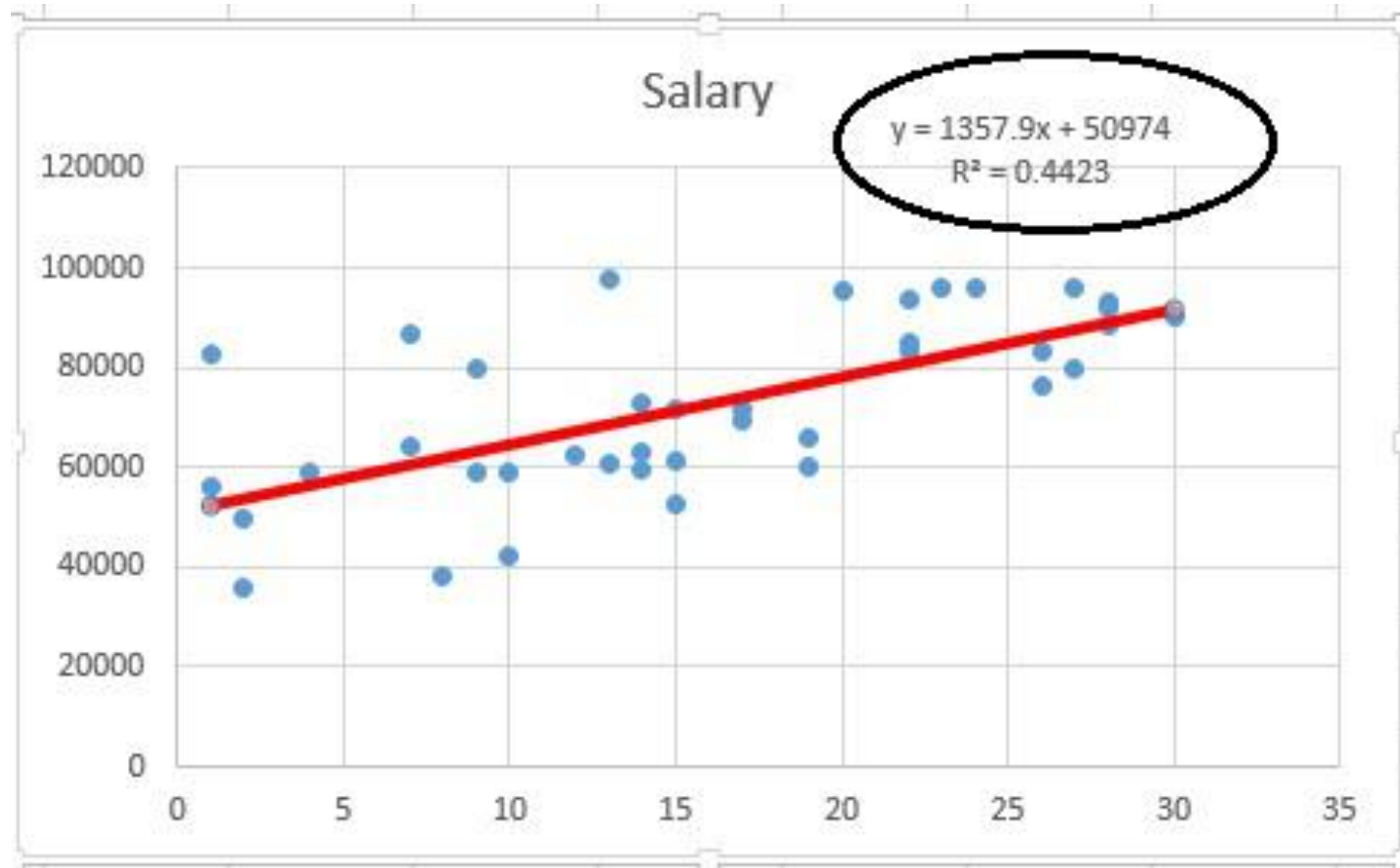
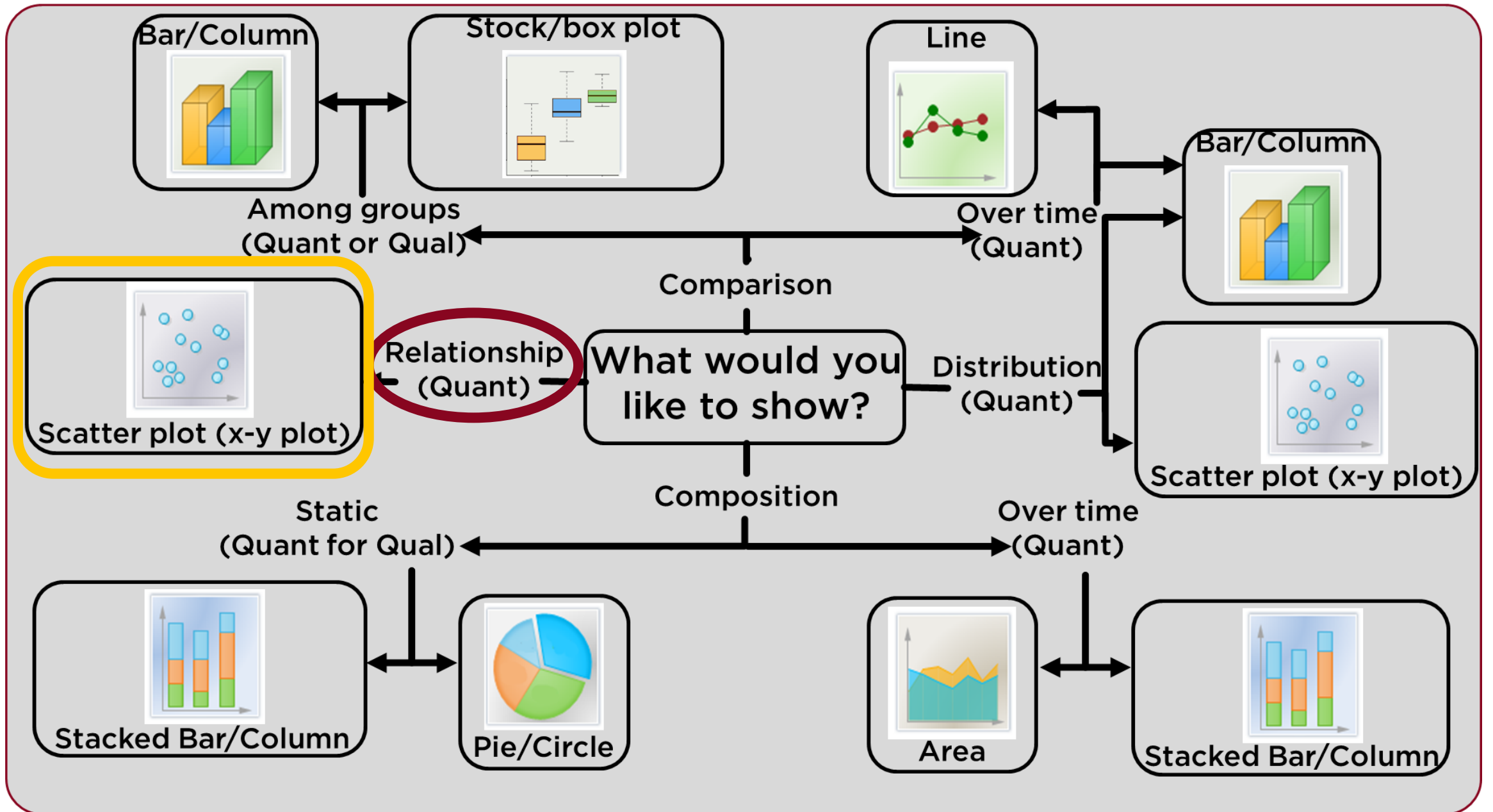


 Chart layout

Scatter plot





Relationship of measurements within a group

Next determine

For scatter plots:

- What are your series (groups)?
 - Sex 1 & 2
- What is your independent variable (x-axis)?
 - Age
- What is your dependent variable (y-axis)?
 - Weight

“(Independent variable) causes a change in (Dependent Variable) and it isn't possible that (Dependent Variable) could cause a change in (Independent Variable)”

Scatter Plots

File Home Insert Page Layout Formulas Data Review View Help Tell me what you want to do

PivotTable Recommended PivotTables Tables

Pictures Online Pictures Illustrations

3D Models SmartArt Screenshot

Get Add-ins My Add-ins Add-ins

Bing Maps People Graph

Recommended Charts Charts

Maps PivotChart 3D Map Tours

Line Column Win/Loss Sparklines

Slicer Timeline Filters

Link Links

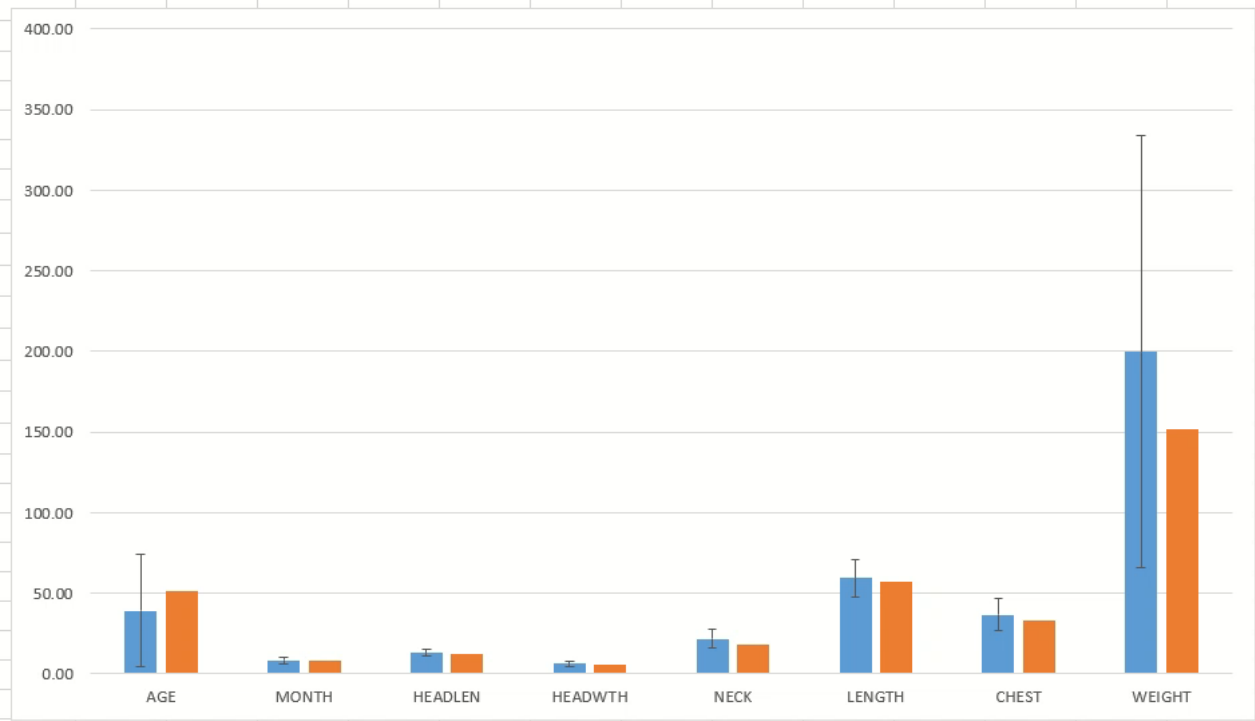
Text Box Header & Footer Text

WordArt Signature Object Line Text

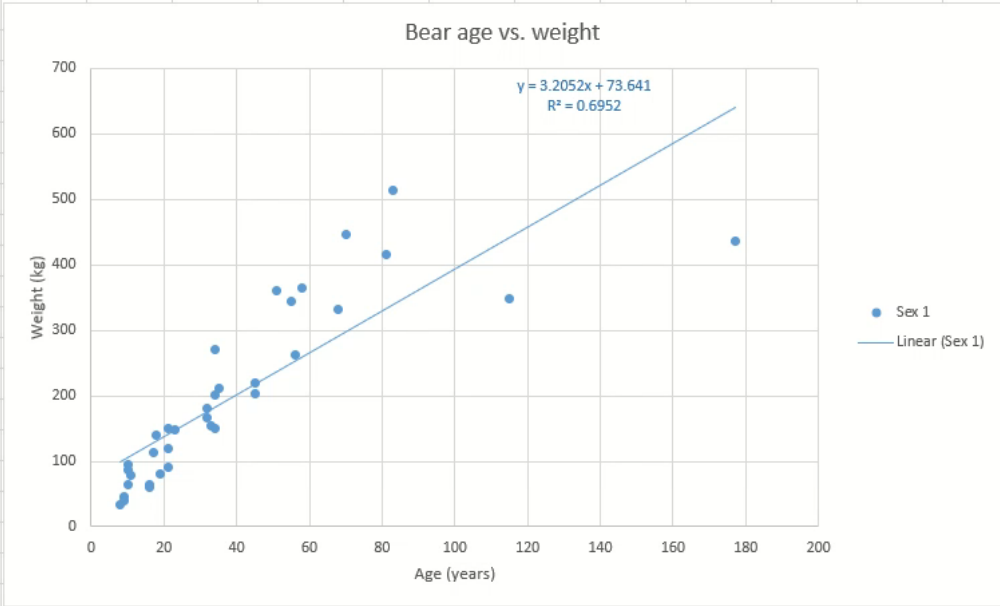
Equation Symbol Symbols

A23

| Averages | | | | | | | | |
|---------------------|-------|---------|---------|---------|--------|--------|--------|--------|
| AGE | MONTH | SEX | HEADLEN | HEADWTH | NECK | LENGTH | CHEST | WEIGHT |
| 39.34 | 8.49 | 1.00 | 13.23 | 6.47 | 21.71 | 59.42 | 36.81 | 199.74 |
| 51.21 | 8.26 | 2.00 | 12.45 | 5.68 | 18.42 | 57.13 | 33.55 | 151.84 |
| Standard Deviation | | | | | | | | |
| AGE | MONTH | SEX | HEADLEN | HEADWTH | NECK | LENGTH | CHEST | WEIGHT |
| 34.87 | 1.99 | 0.00 | 2.30 | 1.69 | 5.72 | 11.64 | 9.90 | 134.05 |
| 30.90 | 2.08 | 0.00 | 1.76 | 0.96 | 4.95 | 8.81 | 8.07 | 90.38 |
| AGE | MONTH | HEADLEN | HEADWTH | NECK | LENGTH | CHEST | WEIGHT | |
| Sex 1 | | | | | | | | |
| Average: | 39.34 | 8.49 | 13.23 | 6.47 | 21.71 | 59.42 | 36.81 | 199.74 |
| Standard Deviation: | 34.87 | 1.99 | 2.30 | 1.69 | 5.72 | 11.64 | 9.90 | 134.05 |
| Sex 2 | | | | | | | | |
| Average: | 51.21 | 8.26 | 12.45 | 5.68 | 18.42 | 57.13 | 33.55 | 151.84 |
| Standard Deviation: | 30.90 | 2.08 | 1.76 | 0.96 | 4.95 | 8.81 | 8.07 | 90.38 |



| | AGE | MONTH | SEX | HEADLEN | HEADWTH | NECK | LENGTH | CHEST | WEIGHT |
|----|-----|-------|-----|---------|---------|------|--------|-------|--------|
| 2 | 8 | 8 | 1 | 9 | 4.5 | 13 | 37 | 19 | 34 |
| 3 | 9 | 9 | 1 | 10 | 4 | 13 | 40 | 23 | 40 |
| 4 | 9 | 9 | 1 | 10 | 4 | 13.5 | 43 | 23 | 46 |
| 5 | 16 | 4 | 1 | 10 | 4 | 15.5 | 48 | 26 | 60 |
| 6 | 16 | 4 | 1 | 10 | 5 | 15 | 41 | 26 | 64 |
| 7 | 10 | 10 | 1 | 9.5 | 4.5 | 16 | 40 | 26 | 65 |
| 8 | 11 | 11 | 1 | 11.5 | 6 | 16.5 | 48 | 26 | 79 |
| 9 | 19 | 7 | 1 | 11 | 5.5 | 16 | 53 | 26 | 80 |
| 10 | 10 | 1 | 1 | 11.5 | 5 | 17 | 47 | 29.5 | 86 |
| 11 | 21 | 9 | 1 | 11.5 | 5 | 17 | 54 | 28 | 90 |
| 12 | 10 | 10 | 1 | 11 | 5 | 17 | 49 | 29 | 94 |
| 13 | 17 | 5 | 1 | 11.5 | 5 | 17 | 53 | 30.5 | 114 |
| 14 | 21 | 9 | 1 | 13 | 6 | 19 | 59 | 30 | 120 |
| 15 | 18 | 6 | 1 | 12.5 | 8.5 | 18 | 57.3 | 32.8 | 140 |
| 16 | 23 | 11 | 1 | 12 | 6.5 | 19 | 50 | 38 | 148 |
| 17 | 21 | 9 | 1 | 14.5 | 5.5 | 20 | 61 | 34 | 150 |
| 18 | 34 | 10 | 1 | 13 | 7 | 21 | 59 | 35 | 150 |
| 19 | 33 | 9 | 1 | 13.5 | 6 | 22 | 66.5 | 34 | 154 |
| 20 | 32 | 8 | 1 | 13 | 8 | 21.5 | 59 | 33 | 166 |
| 21 | 32 | 8 | 1 | 14 | 5 | 21.5 | 67 | 37 | 180 |
| 22 | 34 | 10 | 1 | 14 | 5.5 | 24 | 65 | 39 | 202 |
| 23 | 45 | 9 | 1 | 13.5 | 7 | 24 | 64 | 39 | 204 |
| 24 | 35 | 11 | 1 | 13.5 | 8.5 | 23 | 63.5 | 44 | 212 |
| 25 | 45 | 9 | 1 | 16 | 6 | 24 | 63 | 42 | 220 |
| 26 | 56 | 7 | 1 | 15 | 7.5 | 26.5 | 73.5 | 41 | 262 |
| 27 | 34 | 10 | 1 | 16.5 | 6.5 | 27 | 72 | 44.5 | 270 |
| 28 | 68 | 8 | 1 | 16 | 9 | 29 | 73 | 44 | 332 |
| 29 | 55 | 7 | 1 | 16.5 | 9 | 28 | 67.5 | 45 | 344 |
| 30 | 115 | 7 | 1 | 17 | 10 | 31.5 | 72 | 49 | 348 |
| 31 | 51 | 4 | 1 | 13.5 | 8 | 27 | 68.5 | 49 | 360 |
| 32 | 58 | 10 | 1 | 15.5 | 7 | 28 | 70.5 | 50 | 365 |



Trendlines

ESS_BasicExcel_Data_F2019 - Excel

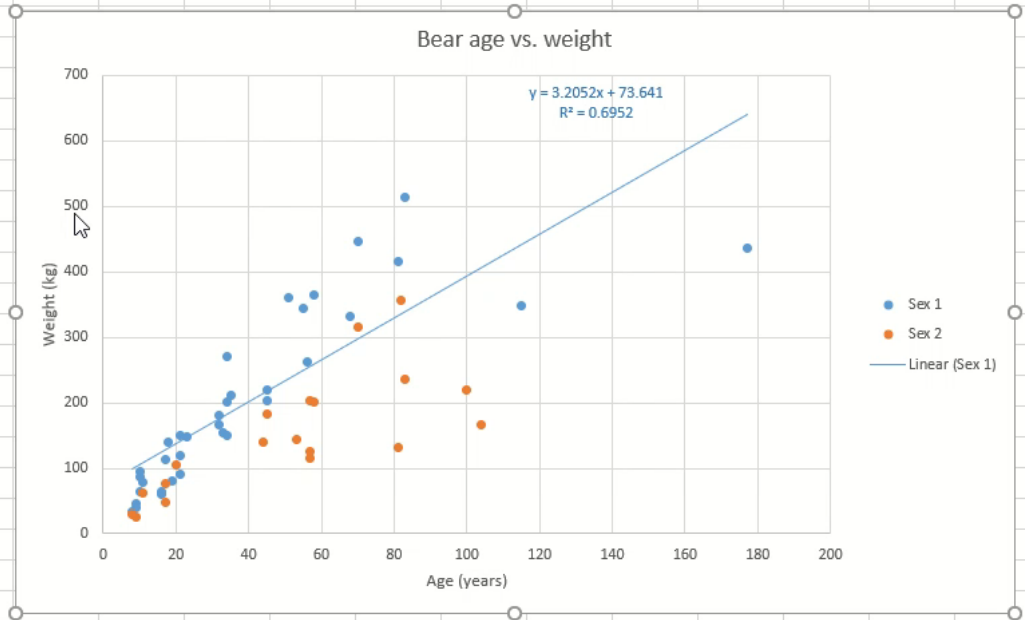
File Home Insert Page Layout Formulas Data Review View Help Design Format Tell me what you want to do

Add Chart Quick Element Layout Change Colors Chart Layouts Chart Styles

Switch Row/Column Select Data Change Chart Type Move Chart

Chart 1

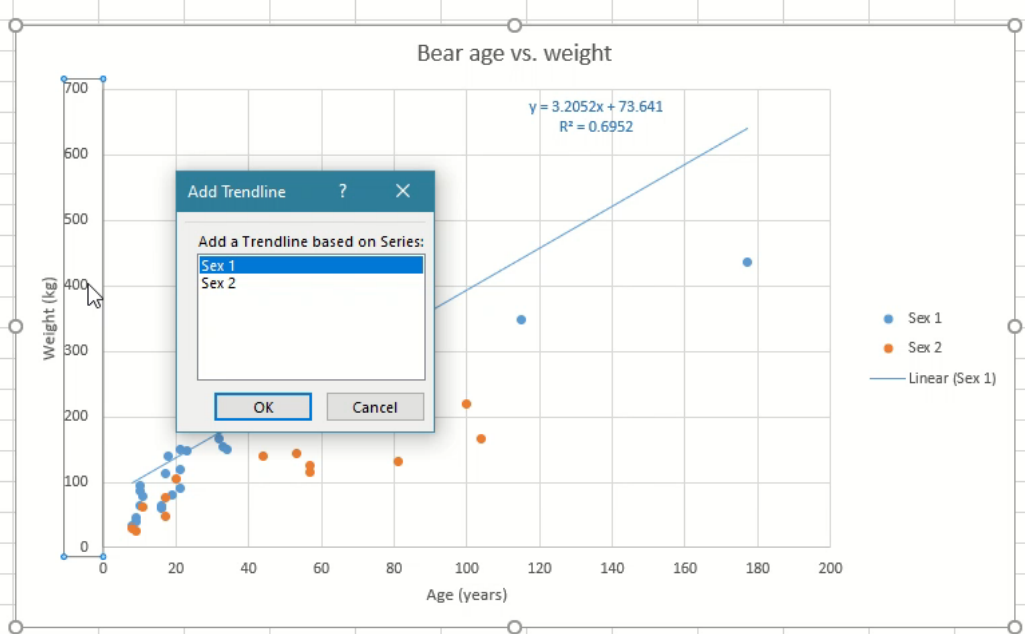
| | AGE | MONTH | SEX | HEADLEN | HEADWTH | NECK | LENGTH | CHEST | WEIGHT |
|----|-----|-------|-----|---------|---------|------|--------|-------|--------|
| 2 | 8 | 8 | 1 | 9 | 4.5 | 13 | 37 | 19 | 34 |
| 3 | 9 | 9 | 1 | 10 | 4 | 13 | 40 | 23 | 40 |
| 4 | 9 | 9 | 1 | 10 | 4 | 13.5 | 43 | 23 | 46 |
| 5 | 16 | 4 | 1 | 10 | 4 | 15.5 | 48 | 26 | 60 |
| 6 | 16 | 4 | 1 | 10 | 5 | 15 | 41 | 26 | 64 |
| 7 | 10 | 10 | 1 | 9.5 | 4.5 | 16 | 40 | 26 | 65 |
| 8 | 11 | 11 | 1 | 11.5 | 6 | 16.5 | 48 | 31 | 79 |
| 9 | 19 | 7 | 1 | 11 | 5.5 | 16 | 53 | 26 | 80 |
| 10 | 10 | 10 | 1 | 11.5 | 5 | 17 | 47 | 29.5 | 86 |
| 11 | 21 | 9 | 1 | 13 | 5 | 17 | 54 | 28 | 90 |
| 12 | 10 | 10 | 1 | 11 | 5 | 17 | 49 | 29 | 94 |
| 13 | 17 | 5 | 1 | 11.5 | 5 | 17 | 53 | 30.5 | 114 |
| 14 | 21 | 9 | 1 | 13 | 6 | 19 | 59 | 30 | 120 |
| 15 | 18 | 6 | 1 | 12.5 | 8.5 | 18 | 57.3 | 32.8 | 140 |
| 16 | 23 | 11 | 1 | 12 | 6.5 | 19 | 50 | 38 | 148 |
| 17 | 21 | 9 | 1 | 14.5 | 5.5 | 20 | 61 | 34 | 150 |
| 18 | 34 | 10 | 1 | 13 | 7 | 21 | 59 | 35 | 150 |
| 19 | 33 | 9 | 1 | 13.5 | 6 | 22 | 66.5 | 34 | 154 |
| 20 | 32 | 8 | 1 | 13 | 8 | 21.5 | 59 | 33 | 166 |
| 21 | 32 | 8 | 1 | 14 | 5 | 21.5 | 67 | 37 | 180 |
| 22 | 34 | 10 | 1 | 14 | 5.5 | 24 | 65 | 39 | 202 |
| 23 | 45 | 9 | 1 | 13.5 | 7 | 24 | 64 | 39 | 204 |
| 24 | 35 | 11 | 1 | 13.5 | 8.5 | 23 | 63.5 | 44 | 212 |
| 25 | 45 | 9 | 1 | 16 | 6 | 24 | 63 | 42 | 220 |
| 26 | 56 | 7 | 1 | 15 | 7.5 | 26.5 | 73.5 | 41 | 262 |
| 27 | 34 | 10 | 1 | 16.5 | 6.5 | 27 | 72 | 44.5 | 270 |
| 28 | 68 | 8 | 1 | 16 | 9 | 29 | 73 | 44 | 332 |
| 29 | 55 | | | | | 28 | 67.5 | 45 | 344 |
| 30 | | | | | | 31.5 | 72 | 49 | 348 |
| 31 | | | | | | 27 | 68.5 | 49 | 360 |
| 32 | 58 | 10 | 1 | 15.5 | 7 | 28 | 70.5 | 50 | 365 |



 **Chart layout**

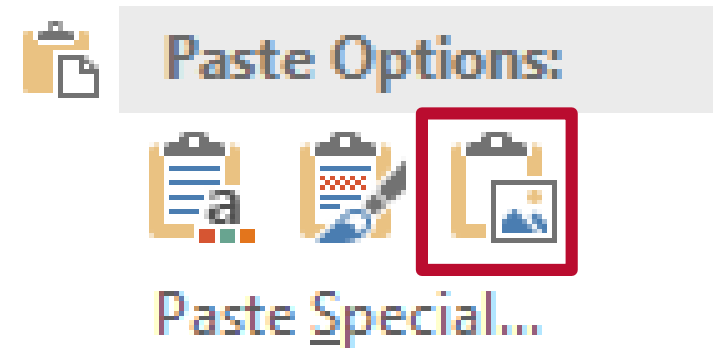
Chart 1

| | AGE | MONTH | SEX | HEADLEN | HEADWTH | NECK | LENGTH | CHEST | WEIGHT |
|----|-----|-------|-----|---------|---------|------|--------|-------|--------|
| 2 | 8 | 8 | 1 | 9 | 4.5 | 13 | 37 | 19 | 34 |
| 3 | 9 | 9 | 1 | 10 | 4 | 13 | 40 | 23 | 40 |
| 4 | 9 | 9 | 1 | 10 | 4 | 13.5 | 43 | 23 | 46 |
| 5 | 16 | 4 | 1 | 10 | 4 | 15.5 | 48 | 26 | 60 |
| 6 | 16 | 4 | 1 | 10 | 5 | 15 | 41 | 26 | 64 |
| 7 | 10 | 10 | 1 | 9.5 | 4.5 | 16 | 40 | 26 | 65 |
| 8 | 11 | 11 | 1 | 11.5 | 6 | 16.5 | 48 | 31 | 79 |
| 9 | 19 | 7 | 1 | 11 | 5.5 | 16 | 53 | 26 | 80 |
| 10 | 10 | 10 | 1 | 11.5 | 5 | 17 | 47 | 29.5 | 86 |
| 11 | 21 | 9 | 1 | 13 | 5 | 17 | 54 | 28 | 90 |
| 12 | 10 | 10 | 1 | 11 | 5 | 17 | 49 | 29 | 94 |
| 13 | 17 | 5 | 1 | 11.5 | 5 | 17 | 53 | 30.5 | 114 |
| 14 | 21 | 9 | 1 | 13 | 6 | 19 | 59 | 30 | 120 |
| 15 | 18 | 6 | 1 | 12.5 | 8.5 | 18 | 57.3 | 32.8 | 140 |
| 16 | 23 | 11 | 1 | 12 | 6.5 | 19 | 50 | 38 | 148 |
| 17 | 21 | 9 | 1 | 14.5 | 5.5 | 20 | 61 | 34 | 150 |
| 18 | 34 | 10 | 1 | 13 | 7 | 21 | 59 | 35 | 150 |
| 19 | 33 | 9 | 1 | 13.5 | 6 | 22 | 66.5 | 34 | 154 |
| 20 | 32 | 8 | 1 | 13 | 8 | 21.5 | 59 | 33 | 166 |
| 21 | 32 | 8 | 1 | 14 | 5 | 21.5 | 67 | 37 | 180 |
| 22 | 34 | 10 | 1 | 14 | 5.5 | 24 | 65 | 39 | 202 |
| 23 | 45 | 9 | 1 | 13.5 | 7 | 24 | 64 | 39 | 204 |
| 24 | 35 | 11 | 1 | 13.5 | 8.5 | 23 | 63.5 | 44 | 212 |
| 25 | 45 | 9 | 1 | 16 | 6 | 24 | 63 | 42 | 220 |
| 26 | 56 | 7 | 1 | 15 | 7.5 | 26.5 | 73.5 | 41 | 262 |
| 27 | 34 | 10 | 1 | 16.5 | 6.5 | 27 | 72 | 44.5 | 270 |
| 28 | 68 | 8 | 1 | 16 | 9 | 29 | 73 | 44 | 332 |
| 29 | 55 | 7 | 1 | 16.5 | 9 | 28 | 67.5 | 45 | 344 |
| 30 | 115 | 7 | 1 | 17 | 10 | 31.5 | 72 | 49 | 348 |
| 31 | 51 | 4 | 1 | 13.5 | 8 | 27 | 68.5 | 49 | 360 |
| 32 | 58 | 10 | 1 | 15.5 | 7 | 28 | 70.5 | 50 | 365 |



Move data to a Word or Power Point Doc

Click the desired graph, table, etc. →
copy → then paste into desired location



Additional Excel resources:
<http://www.excel-easy.com/>



ENGINEERING STUDENT SUCCESS CENTER



[goto.unm.edu/
ess-feedback](https://goto.unm.edu/ess-feedback)



*Don't forget to follow us
on social media!*



ess.unm.edu/events

or **our succESS app** (success.unm.edu)



**Introducing a tool for
engineering your**

SUCCESS


**Put your learning into
your own hands.**

This **APP** allows you to keep up to date on all
we have to offer.



success.unm.edu

Now with a log-in option!



Spatial Visualization Series

NM ENGINEERING STUDENT SUCCESS CENTER

Attend 1, 2, 3, or all 4

1. Feb 17. Two Axis Rotation
2. Mar 3. Inclined Planes & Curved Surfaces
3. Mar 31. Reflection Symmetry
4. Apr 21. Write a Rule



Select Thursdays, 4 - 5:30 PM

Synchronous in-person (in the ESS Computer Pod - CENT 2080) and virtual via Zoom (<https://goto.unm.edu/esszoom>)

WIN a gift card*. GAIN experience. BUILD your skill set. ENHANCE your resume.



Learn more or RSVP at ess.unm.edu/events > Feb. Mar. Apr.

or through our app - succESS



Join the **NM** ENGINEERING STUDENT SUCCESS CENTER and the UNM ESPORTS CLUB playing **ROCKET LEAGUE** on twitch

Answering your questions about UNM Engineering & Computing!

Wednesdays (Spring 2022), 7 - 8 PM.
• March 9
• April 6

twitch.tv/unmesports

Learn more or RSVP (preferred but not required) at ess.unm.edu/events > March & April or through our app - succESS

SO WHAT'S NEXT?

RSVP is preferred, but not required. ess.unm.edu/events > April or through our app - succESS

Start ups, patents, and publications with **Dr. Kenneth Armijo** Sandia National Laboratories

Thursday, April 14, 2022 5 - 6 pm
Food included
Synchronous in-person (STAMM Room - CENT 1044) and <https://goto.unm.edu/esszoom>

WIN a gift card*. GAIN experience. BUILD your skill set. ENHANCE your resume.

RSVP is preferred (get 1 week and day before reminders) but not required

FREE Every Other Tuesday, 3:30 - 4:30 PM. via Zoom (Meeting ID: 945 4519 6176)

HAZARDOUS WASTE

Lab Safety Matters! Series

Join us for a 3 part series that will prepare you for lab work, or make you a more valuable lab mate.

Attend, one, two, or all three*.

- 2/8 or 3/22: Hazard Communication in the Laboratory & Hazardous Waste Management
- 2/22 or 4/5: Hierarchy of Hazard Control & PPE
- 3/8 or 4/19: Hazard Evaluation and Heuristics

*Attend all 3 and earn a Lab Safety Certificate from EH&S

WIN a gift card. GAIN experience. BUILD your skill set. ENHANCE your resume.

UROC UNDERGRADUATE RESEARCH OPPORTUNITY CONFERENCE

THURSDAY, APRIL 7, 2022. HYBRID EVENT.

Win a \$100 Gift Card!

See the **AMAZING Student Research** UNM students are doing

Review Poster and Oral Presentations to enter a drawing for a Gift Card to the UNM Bookstore

Get **IDEAS** for what YOU can do research on uresearch.unm.edu

No RSVP necessary, but sign up for email reminders at ess.unm.edu/events > April or through succESS.unm.edu

Learn more at:
• Undergraduate Research (uresearch.unm.edu)
• Engineering Student Success Center - Events (ess.unm.edu/events - April)

URAD | Engineering Student Success Center | and others @ uresearch.unm.edu

Impostor Syndrome

See yourself as a competent and capable person in STEM

WIN a gift card*. GAIN experience. BUILD your skill set. ENHANCE your resume.

Wednesday, April 20, 2022 4 - 5:30 PM

Synchronous in-person (STAMM Room - CENT 1044) and virtual via Zoom (<https://goto.unm.edu/esszoom>)

RSVP is preferred, but not required.

ess.unm.edu/events > April or through our app - succESS

